



**Quest  
Oracle  
Community**

# PeopleSoft Financials PUG Meeting

Image 38 Highlights

# Contact Info

## **Alicia Kinsey**

PeopleSoft Technology Services Manager

KAR Global

[alicia.kinsey@karglobal.com](mailto:alicia.kinsey@karglobal.com)

## **Pam Ingram**

Financial Manager

Hennepin County, MN

[Pamela.M.Ingram@hennepin.us](mailto:Pamela.M.Ingram@hennepin.us)

## **Jennifer Bentley**

Senior PeopleSoft Analyst

Lockton Companies

[jbentley@lockton.com](mailto:jbentley@lockton.com)

## **Angela Osterman**

Business Systems Analyst III

Frankenmuth Insurance

[Angela.osterman@fmins.com](mailto:Angela.osterman@fmins.com)

# Agenda

- Housekeeping
  - RECONNECT Envision – April 26-29, 2021
    - Call for presentations is now open
    - Registration goes live March 1<sup>st</sup>!
- Presentation and Open Discussion

# Helpful Links

- Idea Space on My Oracle Support
  - [https://docs.oracle.com/cd/E52319\\_01/infoportal/mosc.html](https://docs.oracle.com/cd/E52319_01/infoportal/mosc.html)
- PeopleSoft Information Portal
  - [https://docs.oracle.com/cd/E52319\\_01/infoportal/index.html](https://docs.oracle.com/cd/E52319_01/infoportal/index.html)
- YouTube
  - <https://www.youtube.com/user/PSFTOracle>
- Planned Features
  - [https://support.oracle.com/epmos/faces/DocumentDisplay?\\_afLoop=50996435081614&id=1966243.2&\\_afWindowMode=0&\\_adf.ctrl-state=16kfxpbalm\\_4](https://support.oracle.com/epmos/faces/DocumentDisplay?_afLoop=50996435081614&id=1966243.2&_afWindowMode=0&_adf.ctrl-state=16kfxpbalm_4)
- Image 38 Video
  - <https://www.youtube.com/watch?v=dilMtj1hjTE&list=PL4okLhHVjSg5EY1HIVAFw6aBZWurBrqIY>

# Image 38 Highlights

# Billing

- Run Billing Interface by Business Unit or Range of BUs vs Interface ID

Employee Self Service | Process Billing I... | New Window | Help | Personalize Page

## Process Billing Interface

Run Control ID BU\_US001 | Report Manager | Process Monitor | Run

**Range Selection**

Interface ID

Business Unit

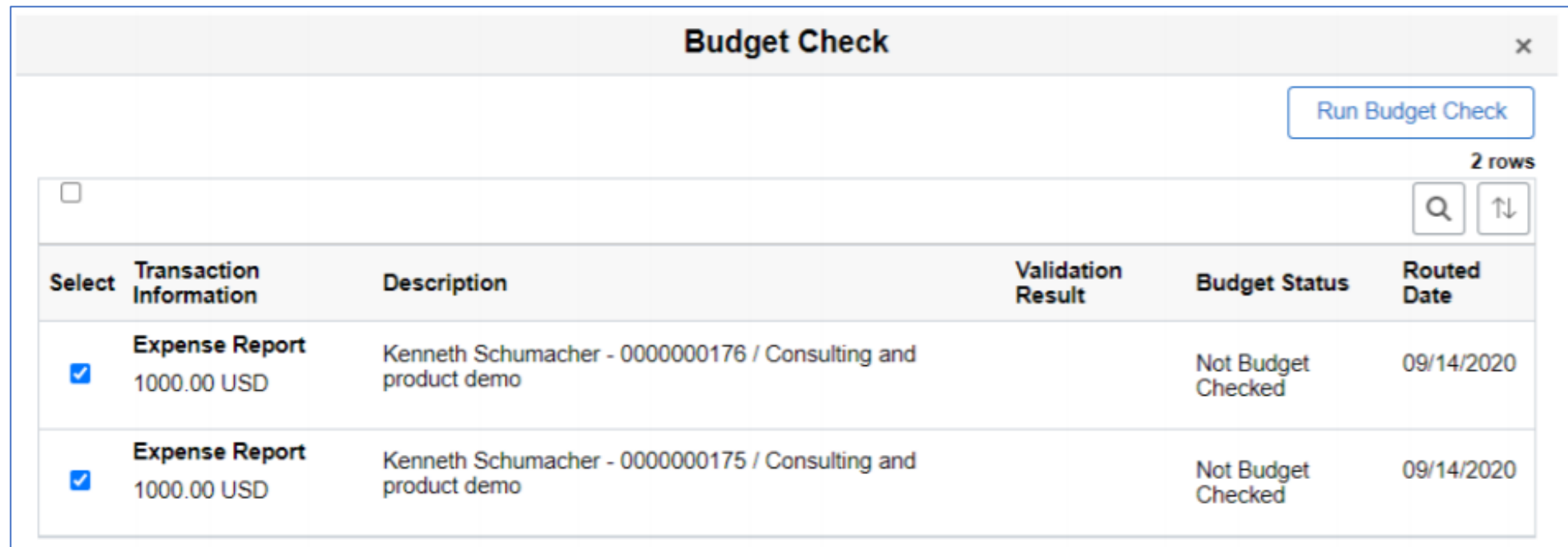
From Business Unit US001

To Business Unit US001

Save | Notify | Add | Update/Display

# Expenses

- Run Budget Checking during Approval process
  - When an approver selects the Approve button, the system automatically displays the Budget Check window



The screenshot shows a window titled "Budget Check" with a close button (x) in the top right corner. Below the title bar is a "Run Budget Check" button. Underneath the button, it says "2 rows". There is a search icon and a refresh icon. A table with 6 columns is displayed below. The columns are: Select, Transaction Information, Description, Validation Result, Budget Status, and Routed Date. The table contains two rows of data, both with checked checkboxes in the "Select" column. The "Budget Status" for both rows is "Not Budget Checked".

Select	Transaction Information	Description	Validation Result	Budget Status	Routed Date
<input checked="" type="checkbox"/>	Expense Report 1000.00 USD	Kenneth Schumacher - 0000000176 / Consulting and product demo		Not Budget Checked	09/14/2020
<input checked="" type="checkbox"/>	Expense Report 1000.00 USD	Kenneth Schumacher - 0000000175 / Consulting and product demo		Not Budget Checked	09/14/2020

# Expenses

- Fluid Approvals now use the Approval Privilege Template

The screenshot shows the 'Approval Privilege Template' configuration page in Oracle Expense Manager. The page is titled 'Approval Privilege Template' and includes a breadcrumb trail: 'My Preferences > Privilege Template'. The main content area displays the following information:

- SetID:** SHARE
- Privilege Template:** Expense Manager
- Transaction Type:** Expense Report

The main configuration area includes a search bar, a '1 of 1' dropdown, and a 'View All' link. Below this, the 'Effective Date' is set to 01/01/1900, and the 'Status' is set to 'Active'. The 'Description' field contains 'Expense Manager privileges ex'. The page is divided into three columns of configuration options, each with a 'View' dropdown menu:

Category	Option	Action
Default Accounting	Default Accounting	View
	Transaction Lines	View
	Receipt Required	View
	Receipt Verified	View
	Billing Action	View
	Attachment	View
User Defaults	User Defaults	View
	Accounting Date	Hide
	Cash Advance Applied	View
	Cash Advance Tax	View
	Cash Advance Adjustment	View
Distributions	Distributions	View
	GL ChartFields	Modify
	PC ChartFields	Modify
	VAT Information	View
Document Sequence Type	View	View
Attendees	View	View



# Expenses

- Receipt Required Flag displayed on Fluid Approvals

The screenshot displays an 'Expense Report' for Kenneth Schumacher, totaling 18.00 USD. The report is pending approval and includes a summary of details such as the report ID (0000000170), submission date (08/17/20), and business purpose (General Travel and Expense). Below the summary is a table of expense lines with columns for Select, Risk/Exception, Date/Expense Type, Reimbursement Amount, Receipt Required, and Receipt Attached. The 'Receipt Required' column is highlighted with a red box, showing 'N' for all three entries.

Select	Risk/Exception	Date/Expense Type	Reimbursement Amount	Receipt Required	Receipt Attached
<input type="checkbox"/>		08/03/20 Air Travel	10.00 USD	N	Y >
<input type="checkbox"/>		08/04/20 Dinner	5.00 USD	N	Y >
<input type="checkbox"/>		08/04/20 Gasoline Charges	3.00 USD	N	Y >

# Expenses

- Approvers can now add or delete Attendees while approving expense reports

The screenshot displays the 'Approval Privilege Template' configuration page in the Oracle Expense Report system. The page header includes navigation options like 'Employee Privilege Template' and 'Privilege Template', along with home, notification, and menu icons. The main content area shows the template details for 'HR Supervisor' with the following fields:

- SetID: SHARE
- Privilege Template: HR Supervisor
- Transaction Type: Expense Re

The template details include:

- Effective Date: 01/01/1900
- Status: Active
- Description: HR Supervisor privileges er

Below these details are several configuration sections, each with a 'View' dropdown menu:

- Default Accounting: View
- Transaction Lines: View
- Receipt Required: View
- Receipt Verified: View
- Billing Action: View
- Attachment: View
- User Defaults: View
- Accounting Date: Hide
- Cash Advance Applied: View
- Cash Advance Tax: View
- Cash Advance Adjustment: View
- Attendees: **Modify** (highlighted with a red box)
- Distributions: View
- GL ChartFields: Modify
- PC ChartFields: Modify
- VAT Information: View
- Document Sequence Type: View

# General Ledger

- Approvals for Unposting Journals
- Email Notification Action added to GL Workcenter
- Enhanced GL Workcenter to include Journals Pending Approval

The screenshot displays the Oracle GL Workcenter interface. On the left, a navigation pane shows categories like 'Journals Not Yet Posted at ...' (14), 'Mark/Submit Journals for ...' (3), 'Journals Pending Approval', 'Exceptions', 'Journals with Errors' (2), 'Journals with Edit Errors', and 'Journals with Balance Errors' (1). The main area shows a table of journals with columns: Select, Business Unit, Journal ID, Date, Line Business Unit, Approval Required?, Request Status, Unpost Date, Ledger Group, Entered By, and Source. Three rows are visible, all with 'Mark to Unpost' status. An 'Actions' dropdown menu is open over the first row, showing options: 'Mark to Unpost/Submit for Approval' (highlighted with a red box), 'Unpost Journal Now', and 'Email Notification' (highlighted with a red box). The top right of the interface includes a home icon, a notification bell with a '2' badge, and a settings icon.

Select	Business Unit	Journal ID	Date	Line Business Unit	Approval Required?	Request Status	Unpost Date	Ledger Group	Entered By	Source
<input checked="" type="checkbox"/>	US001	ADD0000700	01/31/2020	US001	No	Mark to Unpost	01/31/2020	RECORDING	MDRAKE	AM
<input type="checkbox"/>	US001	DEPR000702	01/31/2020	US001	No	Mark to Unpost	01/31/2020	RECORDING	MDRAKE	AM
<input type="checkbox"/>	US001	LSEPY00703	01/31/2020	US001	No	Mark to Unpost	01/31/2020	RECORDING	MDRAKE	AM

# Asset Management

- Enhanced the Find Assets page with Location and Area ID search fields.

Asset Tracking Find Asset

Search for an asset

Search Criteria

Unit US001

Asset ID

Tag

Serial ID

Location

Area ID

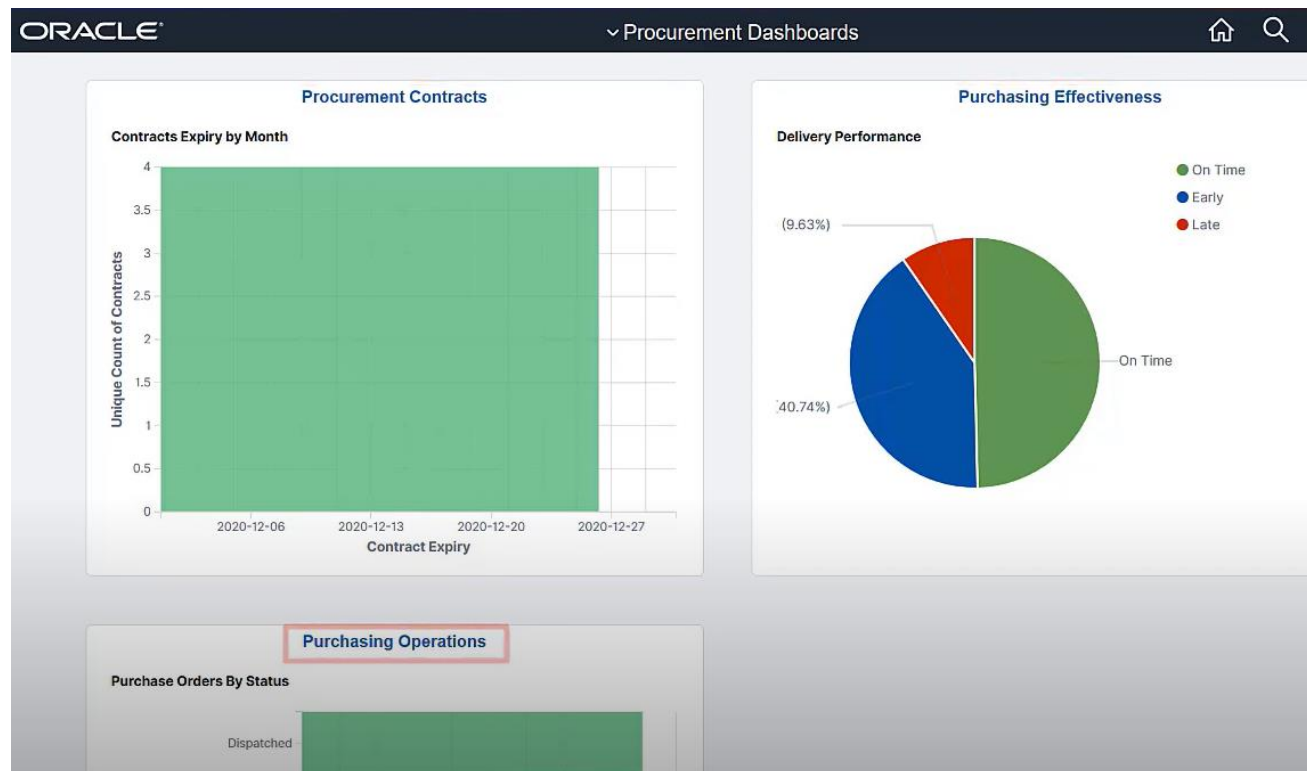
Mfg Name

Model

Search Clear


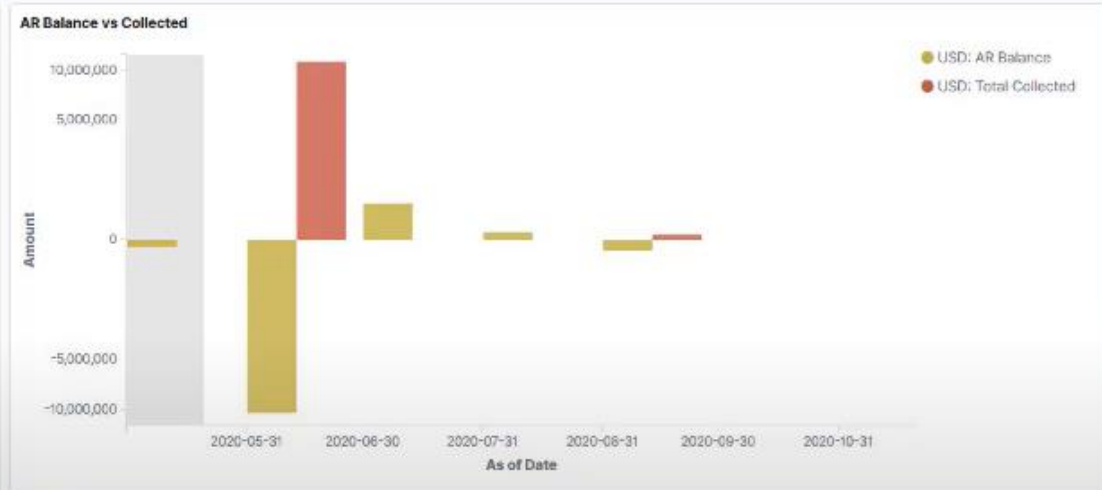
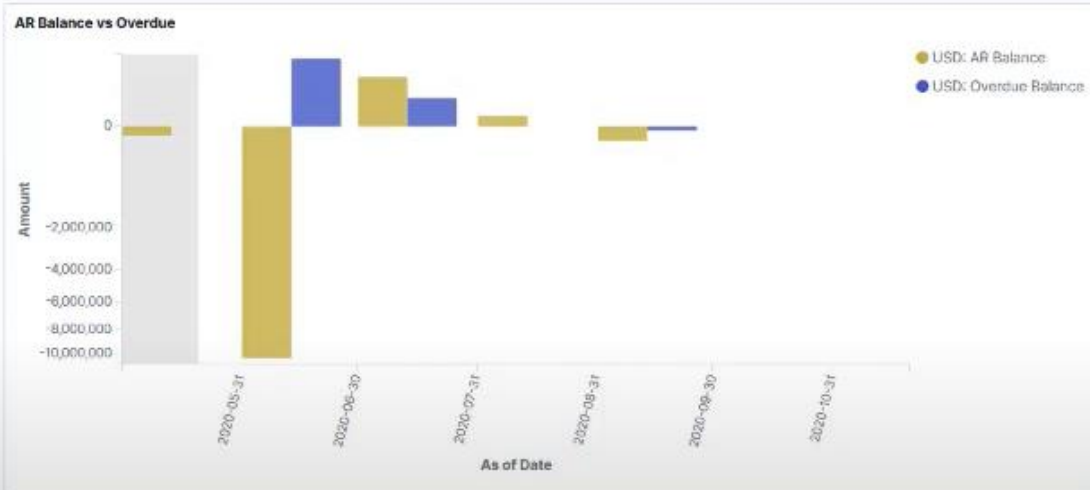
Search Results

# Kibana Visualizer



- Must be on Tools 8.58
- Oracle is increasing it's investments in PeopleSoft
  - Procurement Dashboards

Business Unit:     
 Customer:    
 Collector:    
 Base Currency:



# Kibana Visualizer - Receivables

# Configuration Specialist Homepage

Configuration Specialist

- Activity Guide
- Notifications
- Pivot Grid
- Manage Dashboard Pages
- Related Content Service
- Navigation Collections
- Tile Wizard
- Setup Approvals
- Configurable Analysis (CAF)
- Setup Delegations
- Forms
- Page and Field Configurator

# Other areas of interest



# 1099 Information

- FAQ for 2020 1099s
  - [Doc ID 2723375.1](#)
  - Contains multiple bug fixes and the master 1099 fix

# 1099 Changes

## **New 1099-NEC IRS reporting requirements effective tax year, 2020**

In light of recent 1099 form changes from the IRS, we are releasing an Oracle patch (Bug 31114646) to assist you in preparing for the change. The Bug includes instructions, new report, new queries, new data mover script, and demo data for use in a testing environment. We recommend that you follow the instructions and make the changes as soon as possible prior to the regular 1099 Update patch in November. Due to the setup differences between customers, we are not able to provide standard data conversion scripts. Instead, we are providing you detailed setup instructions, new report, queries, and data mover script to identify changes required to assist you in making the required changes to support the new 1099-NEC form and reporting. As always, if you need additional assistance feel free to contact Oracle Support.

Please note – Logic changes to the 1099 Application Engine process to support the new 1099-NEC form and changes to the existing 1099-MISC form are in progress within PeopleSoft Development. These changes will be posted in the future.

# 1099 Changes (cont.)

- Changes to 1099s require the following:
  - New configuration for withholding types 1099M and 1099N to replace 1099
    - DMS scripts are provided to export from PI36 and import to your databases
    - Withholding Entity should be manually configured
  - Procurement Control definitions to be manually updated for each business unit
  - New report APX2020 will identify all of your Withholding Suppliers
  - All Withholding Suppliers will need to be updated to add the new withholding types – no conversion scripts are provided
  - All Payments will need to be updated via the Withhold Adjustments page – no conversion scripts provided
  - All unpaid vouchers will need to be updated – no conversion scripts provided

# Contact Info

## **Alicia Kinsey**

PeopleSoft Technology Services Manager  
KAR Global

[alicia.kinsey@karauctionservices.com](mailto:alicia.kinsey@karauctionservices.com)

## **Pam Ingram**

Financial Manager  
Hennepin County, MN

[Pamela.M.Ingram@hennepin.us](mailto:Pamela.M.Ingram@hennepin.us)

## **Jennifer Bentley**

Senior PeopleSoft Analyst

Lockton Companies

[jbentley@lockton.com](mailto:jbentley@lockton.com)

## **Angela Osterman**

Business Systems Analyst III  
Frankenmuth Insurance

[Angela.osterman@fmins.com](mailto:Angela.osterman@fmins.com)

# Open Discussion

Questions, comments, or concerns?