



Quest
Oracle
Community

PeopleSoft Payroll for NA SIG Meeting

March 9, 2021

Presented by Nicole Apostola and Sandi White

Contact Info

Nicole Apostola

- Senior Applications Specialist, Human Resource Applications
University of Massachusetts
napostola@umassp.edu

Sandi White

- Payroll Manager, Financial Operations
University of Massachusetts Medical School
Sandra.White@umassmed.edu

Agenda

- Housekeeping
- RECONNECT Envision Conference
- Quest Discovery Days
- My Oracle Support Community Changes
- Canadian Payroll: Open Discussion
- Component Lockdown **with special guest Rachael Butler!**
- US: Open Discussion
- **Future Topics:**
 - Fluid Tips, Tricks & Best Practices (April)
 - Extended Access for Terminated Employees (April)



Join us online!

2 great events, 1 great price



Registration opens March 1st

Plan for the future

Roadmaps, updates, enhancements

PeopleSoft

RECONNECT
ENVISION

April 26 – 29, 2021

With a **focus on planning ahead**, RECONNECT Envision is where IT leaders, decision-makers and end users learn about what's coming from PeopleSoft and how to plan for the next few years: product extensions to consider, and how to leverage technology investments to drive their business forward.

Get hands-on

How to's, workshops, demos

PeopleSoft

RECONNECT
DIVE DEEP

October 4 - 7, 2021

Providing **practical digital learning**, RECONNECT Dive Deep is where PeopleSoft users of all levels can dig into new releases, dive deep into practical learning, get new ideas from best practices, and hone their core PeopleSoft skills.

SAVE BIG with Corporate Pass Event Bundles

questoraclecommunity.org/reconnect

Quest Discovery Days: **PS is March 15!**

Morning (10am-1:30pm Eastern) sessions

- Quest Community Engagement News
- Use Notifications for a More Efficient User Interface
- Value of Quest
- How Long Has THAT Been There?? – Respond Faster with Personalized Analytics Notifications
- Higher Education Technology SIG Roundtable
- AT LAST! Delete Unwanted Run Control Using PeopleSoft Run Control Framework!

Quest Discovery Days: **PS is March 15!**

Afternoon (1:30pm-5:30pm Eastern) sessions

- Public Sector SIG Roundtable
- Deploy a PSFT Chatbot in Less Than 20 Minutes
- RECONNECT Envision Sneak Peak
- Micro Focus COBOL: The Time for Change is Now
- Create a Navigation Collection in 15 Minutes!
- PeopleSoft Health & Safety Overview
- Quest Community Engagement News
- UC Berkeley Simplifies Payments Business Practices with PeopleSoft eBill Payment

My Oracle Support Community

Changes

MOSC Consoliation

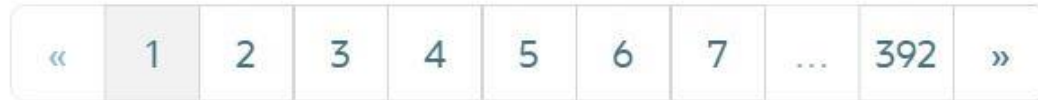
- Advanced Benefits - PSFT (MOSC)
- Global Payroll & Absence Management - PSFT (MOSC)
- Human Resources & ELM - PSFT (MOSC)
- Payroll for NA and Time & Labor PSFT (MOSC)

--are now--

[Human Capital Management - PSFT \(MOSC\)](#)

MOSC: How to "Follow" a Category

Human Capital Management - PSFT (MOSC)



MOSC: Tracking followed categories

- **Recent Discussions** link on the left side of the page includes all your **Following** categories:
<https://community.oracle.com/mosc/discussions>

MOSC Search Tips

The screenshot shows the MOSC Search interface. On the left, the 'Search' section has a dropdown menu set to 'oracle-mosc' and a search bar. Below the search bar are tabs for 'All', 'Discussions', 'Articles', 'Places', and 'Members'. A red arrow labeled '1' points to the 'Discussions' tab. The 'Sort By' dropdown is set to 'Best Match'. The search results list three items, each with a status (Active, Delivered, or Active), a discussion title, a user, and a date. The first item is 'PERSONAL INFO ON COMPANY DIRECTORY DIRECTS, PEERS NOT CONFIGURABLE TO HIDE'. The second is 'Company Directory (9.2 HCM)- Make printable & show vacancies'. The third is 'Company Directory - Flexibility to show Position Title'. On the right, the 'Filter Results' section has fields for 'Title', 'Author', 'Date Updated' (From and To), and 'Category'. There are checkboxes for 'Search Subcategories', 'Search Followed Categories Only' (checked), and 'Search Archived Categories'. A 'Tags' section shows a tag 'PSFT-IDEA-HCM-COMPANY DIRECTORY' with a red arrow labeled '2' pointing to it. Below the tags, the 'What to Search' section has checkboxes for 'Discussions' (checked), 'Questions' (checked), 'Polls' (checked), and 'Ideas' (checked). A red box labeled '3' highlights the 'Filter' button at the bottom right.

< Search

oracle-mosc Search

All Discussions Articles Places Members

Sort By: Best Match 1-10 of 14

PERSONAL INFO ON COMPANY DIRECTORY DIRECTS, PEERS NOT CONFIGURABLE TO HIDE
Active Discussion by NareshG-Oracle Last Updated: Jan 30, 2021
Home » PeopleSoft » Ideas Lab » Human Resources & ELM » PSFT Ideas
Company directory is displaying preferred phone number instead of showing what was configured in chart and profile settings Steps to accomplish functionality: 1...

Company Directory (9.2 HCM)- Make printable & show vacancies
Delivered Discussion by 3321810 Last Updated: Nov 13, 2017 Home » PeopleSoft » Ideas Lab » Human Resources & ELM » PSFT Ideas
We are on 9.2 HCM and would like to see the Company Directory show vacancies and be printable. These are current business needs and we would like to understand ...

Company Directory - Flexibility to show Position Title
Active Discussion by User544565-OC Last Updated: Jul 13, 2016
Home » PeopleSoft » Ideas Lab » Human Resources & ELM » PSFT Ideas
It appears that Company directory only shows job title and not the position title. Customers using position management would want to show position title. App pa...

Next

Filter Results

Title

Author

Select...

Date Updated

From yyyy-mm-dd

To yyyy-mm-dd

Category

Search...

☐ Search Subcategories

☒ Search Followed Categories Only

☐ Search Archived Categories

Tags

PSFT-IDEA-HCM-COMPANY DIRECTORY X

What to Search

☒ Discussions ☒ Polls

☒ Questions ☒ Ideas

Filter

Quest: Follow Payroll for NA Forum

The screenshot shows the Quest Oracle Community website. The top navigation bar includes links for Dashboard, Learn, Connect, Groups, Forums (highlighted with a yellow box), Events, and Vendors. On the left, the 'Categories' sidebar lists various topics, with 'PeopleSoft' (highlighted with a yellow box) and 'Payroll for NA' (highlighted with a yellow box) selected. The main content area displays a list of forum topics. A dropdown menu (highlighted with a yellow box) is open, showing options to 'Watching' (checked) or 'Ignoring' a topic. The forum topics listed are:

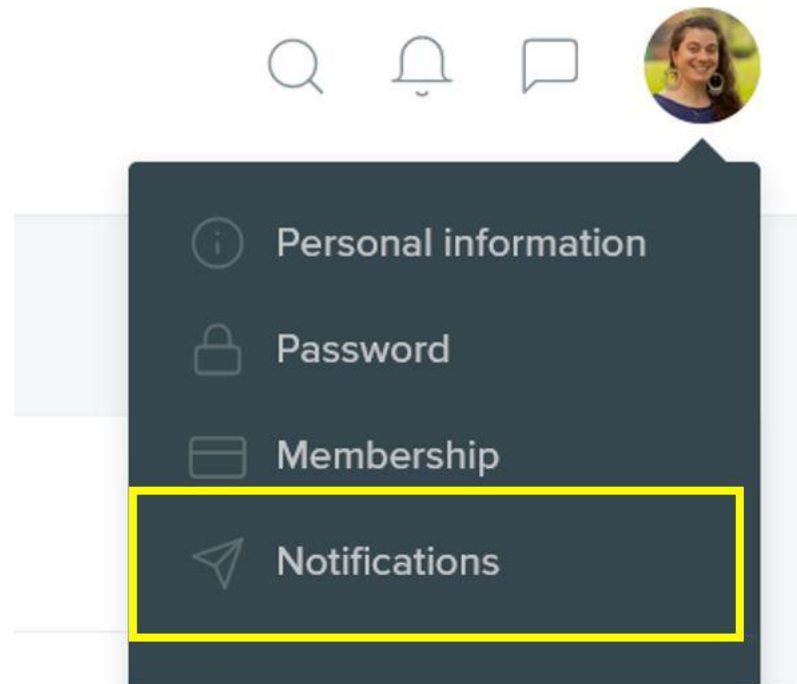
- TAX106CN.SQR - patch released yesterday**
20 days ago • Nicole Apostola
- Payroll: 2021 Federal Tax Rates Patch**
Dec 21, 2020, 7:33 PM • Nicole Apostola
- December Payroll for NA and HCM Newsletters**
Dec 15, 2020, 3:01 PM • Nicole Apostola
- PeopleSoft Self-Service Updateable Tax Forms**
Dec 14, 2020, 10:21 AM • Patti Shea-Carpenter

Quest: Join Payroll for NA SIG (Group)

The screenshot shows the Quest Oracle Community website. At the top, the navigation bar includes 'Dashboard', 'Learn', 'Connect', 'Groups' (highlighted with a yellow box), 'Forums', 'Events', and 'Ven'. Below this, a secondary navigation bar lists categories: 'Recommended', 'JD Edwards', 'PeopleSoft' (selected), 'Oracle Cloud', 'Database & Technology', 'Other', and 'Regionals'. A search bar is on the right. The main content area displays four group cards:

- BEN Benefits SIG** (661 Members): Mission statement about sharing benefits information. Includes a 'Join' button.
- DB2 DB2 z/OS PUG** (103 Members): Mission statement about sharing information. Includes a 'Join' button.
- Pay Global Payroll SIG** (154 Members): Description about networking and education. Includes a 'Join' button.
- Pay Payroll for North America SIG** (683 Members): Description about reinvigorating the group. This card is highlighted with a yellow box. It shows a 'Member' button (also highlighted with a yellow box) and a list of members.

Quest Oracle Community Notifications



Quest Forum Notifications

Forum Notifications [Reset to defaults](#)

Receive immediate on-site notifications and emails about forum related activities.

When someone posts a new topic in a category you follow
Notification & Email



When someone you follow posts a topic
Notification & Email



When a new reply is posted in a topic you are watching
Notification & Email



When someone starts following you
Notification & Email



When someone mentions you
Notification & Email



When someone upvotes your post
Notification & Email



Canadian Payroll

Open Discussion

Payroll Component Lockdown

Rachael Butler
Navy Federal Credit Union

Component Lockdown

- Component Lockdown Types
 - General- Self Service Tax Withholding and Direct Deposit Updates plus paysheets during T&L load
 - By Role
 - Payroll-automatically locks paysheets during any calc or confirm
 - By Paygroup
- Component Lockdown Set up Steps
 - Enable the Component for Lockdown (some pages already enabled by PS)
 - See Red Paper for additional details
 - Configure the lockdowns you want to use

Component Lockdown (Setup HCM> Product Related>PNA>Component Lockdown>Component Lockdown Table)

- Component Lockdown Table allows you see what is already enabled and what can be enabled.
 - Payroll lockdown pages are all under ePay

Component Lockdown Table

Enter any information you have and click Search. Leave fields blank for a list of all values.

Find an Existing Value

▼ Search Criteria

Product Name: begins with

☐ Case Sensitive

Search

Clear

[Basic Search](#)



[Save Search Criteria](#)

Search Results

[View All](#)



1-2 of 2



Product Name

[ePay - Global Payroll Core](#)

[ePay - Payroll for North Ameri](#)



These pages are delivered as enable by PeopleSoft; to see what other pages are available select the Load/Refresh Components button (on next slide for reference).

Component Lockdown Table

Product Name ePay - Payroll for North Ameri

Load/Refresh Components

Components ?

Component Name	Market	Description	Eligible for Payroll Lockdown	Enabled for Lockdown	Enabled By
PY_IC_DIR_DEP	GBL	Direct Deposit	<input checked="" type="checkbox"/>	<input checked="" type="checkbox"/>	PeopleSoft
PY_IC_DIR_DEP_FL	GBL	Fluid SS Direct Deposit	<input checked="" type="checkbox"/>	<input checked="" type="checkbox"/>	PeopleSoft
PY_IC_VOL_DEDS	GBL	Self Service Voluntary Deds	<input checked="" type="checkbox"/>	<input checked="" type="checkbox"/>	PeopleSoft
PY_IC_W4	USA	Self Service W4 Update	<input checked="" type="checkbox"/>	<input checked="" type="checkbox"/>	PeopleSoft
PY_IC_W4_FL	GBL	Tax Withholding	<input checked="" type="checkbox"/>	<input checked="" type="checkbox"/>	PeopleSoft

Additional Pages available, see Red Paper for additional details about enabling other pages for lockdown.

Component Lockdown Table

Product Name ePay - Payroll for North Ameri Load/Refresh Components

Components ?

🔍 1-22 of 22

Component Name	Market	Description	Eligible for Payroll Lockdown	Enabled for Lockdown	Enabled By
PY_IC_DIR_DEP	GBL	Direct Deposit	<input checked="" type="checkbox"/>	<input checked="" type="checkbox"/>	PeopleSoft
PY_IC_DIR_DEP_FL	GBL	Fluid SS Direct Deposit	<input checked="" type="checkbox"/>	<input checked="" type="checkbox"/>	PeopleSoft
PY_IC_VOL_DEDS	GBL	Self Service Voluntary Deds	<input checked="" type="checkbox"/>	<input checked="" type="checkbox"/>	PeopleSoft
PY_IC_W4	USA	Self Service W4 Update	<input checked="" type="checkbox"/>	<input checked="" type="checkbox"/>	PeopleSoft
PY_IC_W4_FL	GBL	Tax Withholding	<input checked="" type="checkbox"/>	<input checked="" type="checkbox"/>	PeopleSoft
PY_IC_PAY_INQ	GBL	Pay Inquiry	<input checked="" type="checkbox"/>	<input type="checkbox"/>	
PY_IC_PAY_INQ_FLU	GBL	Pay	<input checked="" type="checkbox"/>	<input type="checkbox"/>	
PY_IC_W2	USA	Self Service W2 Rqst	<input checked="" type="checkbox"/>	<input type="checkbox"/>	
PY_IC_W2_WRLST	USA	W-2 Reissue Request Worklist	<input checked="" type="checkbox"/>	<input type="checkbox"/>	
PY_MOD_SS_MODELER	GBL	Paycheck Modeling Self Service	<input type="checkbox"/>	<input type="checkbox"/>	
PY_RL_CONSENT_FL	GBL	RL Consent Component	<input checked="" type="checkbox"/>	<input type="checkbox"/>	
PY_SS_YE_CONS_CAN	GBL	Year-End Form Consent	<input checked="" type="checkbox"/>	<input type="checkbox"/>	
PY_SS_YE_CONS_MRQ	GBL	Year-End Form Consent	<input checked="" type="checkbox"/>	<input type="checkbox"/>	
PY_SS_YE_CONS_USA	GBL	Year-End Form Consent	<input checked="" type="checkbox"/>	<input type="checkbox"/>	
PY_SS_YE_FORM_CAN	GBL	View Year End Slips	<input checked="" type="checkbox"/>	<input type="checkbox"/>	
PY_SS_YE_FORM_MRQ	GBL	View Year End Slips	<input checked="" type="checkbox"/>	<input type="checkbox"/>	
PY_SS_YE_FORM_USA	GBL	Self Service Year-End Forms	<input checked="" type="checkbox"/>	<input type="checkbox"/>	
PY_SS_YE_RL_VW_FL	GBL	RL View Forms	<input checked="" type="checkbox"/>	<input type="checkbox"/>	
PY_T4_CONSENT_FL	GBL	Fluid T4/T4A Consent	<input checked="" type="checkbox"/>	<input type="checkbox"/>	
PY_T4_YE_FORM_FL	GBL	View Year End Slips	<input checked="" type="checkbox"/>	<input type="checkbox"/>	
PY_W2_CONSENT_FL	GBL	Fluid W-2/W-2c Consent	<input checked="" type="checkbox"/>	<input type="checkbox"/>	
PY_W2_YE_FORM_FL	GBL	W-2/W-2c Fluid View Forms	<input checked="" type="checkbox"/>	<input type="checkbox"/>	

Configuring Component Lockdown (Setup HCM> Product Related> PNA>Component Lockdown>Component Group)

Add a Component Group ID for each page you want to lockdown through a General Lockdown Type

Component Group

Component Group ID:

[Find an Existing Value](#) | [Add a New Value](#)

Component Group

Enter any information you have and click Search. Leave fields blank for a list of all values.

▼ Search Criteria

Component Group ID:

Description:

☐ Case Sensitive

[Basic Search](#)

Search Results

View All << 1-3 of 3 >>	
Component Group ID	Description
1	Paysheet
2	Direct Deposit
3	Tax Withholding

Configuring Component Lockdown (Setup HCM> Product Related> PNA>Component Lockdown>Component Group)

Paysheet Component Group 1

Components

*Component Name	*Market	Description	Eligible for Payroll Lockdown			
PAY_SHEET_ADD	USA	PaySheet	<input checked="" type="checkbox"/>	+	-	
PAY_SHEET_ADD_PAGE	USA	Paysheet Add Page	<input checked="" type="checkbox"/>	+	-	
PAY_SHEET_LINE	USA	Payline	<input checked="" type="checkbox"/>	+	-	
PAY_SHEET_LINE_S	USA	Payline Earnings (Account)	<input checked="" type="checkbox"/>	+	-	
PAY_SHEET_LN	USA	Payline	<input checked="" type="checkbox"/>	+	-	
PAY_SHEET_LN_S	USA	Payline Earns (Acct) Security	<input checked="" type="checkbox"/>	+	-	
PAY_SHEET_MULT	USA	Paysheet Earnings (Short Form)	<input checked="" type="checkbox"/>	+	-	










Configuring Component Lockdown (Setup HCM> Product Related> PNA>Component Lockdown>Component Group)

Direct Deposit Component Group 2:

Direct Deposit-Admin View

PY_IC_DIR_DEP_FL- ESS View

Components

<div> </div> <div><div>1-2 of 2</div><div>   </div><div>View All</div></div>						
*Component Name	*Market	Description	Eligible for Payroll Lockdown			
<div>DIRECT_DEPOSIT </div>	<div>USA </div>	Direct Deposit	<input checked="" type="checkbox"/>	<div>+</div>	<div>-</div>	
<div>PY_IC_DIR_DEP_FL </div>	<div>GBL </div>	Fluid SS Direct Deposit	<input checked="" type="checkbox"/>	<div>+</div>	<div>-</div>	

Configuring Component Lockdown (Setup HCM> Product Related> PNA>Component Lockdown>Component Group)

Tax Withholding Component Group 3

Components

1-1 of 1

View All

*Component Name	*Market	Description	Eligible for Payroll Lockdown			
<div><div>PY_IC_W4</div><div></div></div>	<div><div>USA</div><div></div></div>	Self Service W4 Update	<div><div></div></div>	<div><div>+</div></div>	<div><div>-</div></div>	

Configuring Component Lockdown (Setup HCM> Product Related> PNA>Component Lockdown>Group Access Definitions

Group Access Definitions

Enter any information you have and click Search. Leave fields blank for a list of all values.

▼ Search Criteria

Lockdown Type: =

Company: begins with

Pay Group: begins with

Role Name: begins with

☐ Case Sensitive

[Basic Search](#) [Save Search Criteria](#)

Search Results

View All | 1-9 of 9

Lockdown Type	Company	Pay Group	Role Name
General	(blank)	(blank)	N_Employee
Payroll	NFC	FC1	(blank)
Payroll	NFC	FC2	(blank)
Payroll	NFC	FC3	(blank)
Payroll	NFC	FC5	(blank)
Payroll	NFG	FG1	(blank)
Payroll	NFG	FG2	(blank)
Payroll	NFG	FG3	(blank)
Payroll	NFG	FG4	(blank)

Add a new value:

For Payroll you will need to add each Payrgroup

For General you will just need to add the security role for those you want to lock out.

Configuring Component Lockdown (Setup HCM> Product Related> PNA>Component Lockdown>Group Access Definitions)

Group Access Definitions

Lockdown Type Payroll

Company NFC Navy Federal Credit Union

Pay Group FC1 Executive Biweekly

Component Group Access Definitions ?

1 of 1

View All

*Component Group ID 1 Paysheet

*Status Active

+ -

*Disable During Payroll Run Calculation & Confirmation

Update Component Group

Lockout Message

Message Type Message Catalog

Message Set

Number

Message Text

Payroll Calculation or Confirm is running. You have view only access during this time.

Access Options

☒ Enable ☐ Disable Fully ☐ Disable Temporarily

Disabled Periods

1-1 of 1

View All

Start Date	Start Time	End Date	End Time			

Lockdown Type: Payroll

Pay Group (Set up for all paygroups)

Component Group ID value for the Paysheet group

Status: Active

Disable During Payroll Run: Calculation & Confirmation

Lockout Message:

Message Catalog or Text

Access Options:

Enable: Should be selected for payroll lockdowns. Will only disable during calc and confirm

*If you ever need to make a payline adjustment because the calc failed, you can inactive the lockdown for the paygroup the payline is in, make your update, and then select activate again.

Configuring Component Lockdown (Setup HCM> Product Related> PNA>Component Lockdown>Group Access Definitions)

Group Access Definitions

Lockdown Type General

Role Name N_Employee

Component Group Access Definitions ?

*Component Group ID 3 Tax Withholding *Status Active + -

Update Component Group

Lockout Message

Message Type Message Catalog Text Message Set Number

Message Text Payroll is being processed. Updates to your tax withholding forms are not allowed at this time.

Access Options

☐ Enable ☒ Disable Fully ☐ Disable Temporarily

Disabled Periods

Start Date	Start Time	End Date	End Time			

Lockdown Type: General

Role Name: Role for all employees

Component Group ID: Number for each lockdown component

Status: Active

Lockout Message: Message Catalog or Text

Access Options:

Enable: Gives back access (component is not locked down)

Disable Fully: Takes away access, locks down the component

Disable Temporarily: Enter Start Date and Time and End Date and Time to take away access

Configuring Component Lockdown (Setup HCM> Product Related> PNA>Component Lockdown>Group Access Definitions)

Group Access Definitions

Lockdown Type General Role Name N_Employee

Component Group Access Definitions ?

*Component Group ID 2 Direct Deposit *Status Active + -

Update Component Group

Lockout Message

Message Type Text Message Set Number

Message Text Payroll is being processed. Updates to your Direct Deposit are not allowed at this time.

Access Options

☐ Enable ☒ Disable Fully ☐ Disable Temporarily

Disabled Periods

1-1 of 1 View All

Start Date	Start Time	End Date	End Time			

Lockdown Type: General

Role Name: Role for all employees

Component Group ID: Number for each lockdown component

Status: Active

Lockout Message: Message Catalog or Text

Access Options:

Enable: Gives back access (component is not locked down)

Disable Fully: Takes away access, locks down the component

Disable Temporarily: Enter Start Date and Time and End Date and Time to take away access

Configuring Component Lockdown (Setup HCM> Product Related> PNA>Component Lockdown>Group Access Definitions)

Group Access Definitions

Lockdown Type

General

Role Name N_Employee

Component Group Access Definitions ?

1 of 3

View All

*Component Group ID

1

Q

Paysheet

*Status

Active

+

-

Update Component Group

Lockout Message

Message Type

Text

Message Set

Number

Message Text

Time and Labor is running. You have view only access during this time.

Access Options

☐ Enable

☒ Disable Fully

☐ Disable Temporarily

Disabled Periods

1-1 of 1

View All

Start Date	Start Time	End Date	End Time			

Lockdown Type: General

Role Name: Role for all employees

Component Group ID: Number for each lockdown component

Status: Active

Lockout Message: Message Catalog or Text

Access Options:

Enable: Gives back access (component is not locked down)

Disable Fully: Takes away access, locks down the component

Disable Temporarily: Enter Start Date and Time and End Date and Time to take away access



Component Lockdown: Self-Service Pages with lockdown in place



Direct Deposit

IMPORTANT!!!!
Please read the instructions before updating the direct deposit information.

[Click here for Instructions](#)
[Learn More about Emergency Savings](#)

Accounts

Order	Nickname	Payment Method	Routing Number	Account Number	Account Type	Amount/ Percent
Last	Checking999	Direct Deposit			Checking	Remaining Balance >

Payroll is being processed. Updates to your Direct Deposit are not allowed at this time.

OK

Component Lockdown: Self-Service Pages with lockdown in place

W-4 Withholding Certificate

[Redacted] Social Security Number [Redacted]

Navy Federal Credit Union

Complete Form W-4 so that your employer can withhold the correct federal income tax from your pay. Your withholding is subject to review by the IRS www.irs.gov.

Step 1: Personal Information

Does your name match the name on your social security card? If not, to ensure you get credit for your earnings, contact SSA at 800-772-1213 or go to www.ssa.gov.

Address

[Redacted]

Filing Status

☒ Single or Married filing separately

☐ Married filing jointly (or Qualifying widow(er))

☐ Head of Household (Check only if you are unmarried and you more than half the cost of keeping up a home for yourself and a qualifying individual.)

Complete Steps 2 through 4 ONLY if they apply to you. For more information about your privacy, see instructions for Form W-4 on the back of this form.

Step 2: Multiple Jobs or Spouse Works

Complete this step if you (1) hold more than one job at a time or (2) are married filing jointly and your spouse also works. The correct amount of withholding depends on income earned from all these jobs.

[View Instructions](#)

☐ Multiple Jobs or Spouse Works

Complete Steps 3 through 4(b) on Form W-4 for only one of these jobs. Leave those steps blank for the other jobs. (Your withholding will be most accurate if you complete Steps 3 through 4(b) on the Form W-4 for the highest paying job.)

Step 3: Claim Dependents

Payroll is being processed. Updates to your tax withholding forms are not allowed at this time. (0,0)

OK

Component Lockdown: Self-Service Pages with lockdown in place

The screenshot shows a web application interface for a paysheet. At the top, there are tabs: "Paysheet" (selected), "One-Time Deductions", "One-Time Garnishment", "One-Time Taxes", and "Page Balances". Below the tabs, the header displays "Company NFC", "Pay Group FC3", "Pay Period End Date 01/23/2021", and "Page 8000".

The main section is titled "Paysheet Details" and includes a search icon and pagination "1 of 1". It contains fields for "Line 1", "Empl ID", "Empl Record 0", "Benefit Record 0", "Manual Check" (checkbox), "Check Number", "Check Date", "Total Gross", "Net Pay", and "Transaction Message No Message".

Below this is the "Earnings" section, also with a search icon and pagination "1 of 1". It includes checkboxes for "OK to Pay", "Gross-Up", "Override Hourly Rate", "No Direct Deposit" (checked), and "TL Records". Fields for "Reg Hours", "Reg Rate Code", "Shift Not Applicable", "Reg Salary", "Earnings Begin 01/10/2021", and "Earnings End 01/23/2021" are visible. An "Additional Data" field is also present.

A modal dialog box is overlaid in the center of the "Earnings" section with the text: "Time and Labor is running. You have view only access during this time. (0,0)" and an "OK" button.

At the bottom, there is an "Other Earnings" section with a table. The table has columns: "Code", "Seq Nbr", "Rate Code", "Hours", "Rate", "Amount", and "Source". The table is currently empty. Below the table are buttons for "Save", "Notify", "Refresh", "Add", and "Update/Display".

Component Lockdown Additional Info

- Red Paper Doc Id [2292445.1](#)
- Bug 29052723 Doc Id [2570741.1](#)
- Bug 27153386 Doc Id [2449703.1](#) (Delivered in Image27)

US Payroll

Open Discussion

PDF Withholding Forms

- Are you using this?
- Would you be willing to present at a future meeting?

Anita would like to work with a fellow customer who uses this

Anita.Pennington@sanjoseca.gov

Guided Self-Service

- Are you using this?
- Would you be willing to present at a future meeting?

Mary would like to work with a fellow customer who uses this
mmalmin@fastenal.com

Absence Management Questions

- Have you set up Absence Mgmt where you can submit two different absences on the same day?
- Unapproved retro that made it to the trigger table
- Unprocessed CYM (country) entries on trigger table

Denise would like to work with a fellow customer who uses Absence Management

DArnaud@ta-petro.com

Future Payroll for NA SIG Topics

- Fluid Tips/Tricks – ***if you want to share YOUR tips at the April 13 meeting, please let me know!!***
- Extended Access for Terminated Employees– ***if you want to share what your organization does with extended access at the April 13 meeting, please let me know as well***
- Guided Self-Service

Next Meeting – April 13
Bring your
Fluid Tips & Tricks
and
Information about Extended Access

<https://register.gotowebinar.com/register/1335711324969603083>