

ORACLE®

Getting the Most Out of Financials

Session 105380 - Infocus 2019

Karen L. Brown, Senior Principal Product Manager
Kristina Campbell, Senior Technical Support Engineer
JD Edwards
August 2019

Safe Harbor Statement

The following is intended to outline our general product direction. It is intended for information purposes only, and may not be incorporated into any contract. It is not a commitment to deliver any material, code, or functionality, and should not be relied upon in making purchasing decisions. The development, release, timing, and pricing of any features or functionality described for Oracle's products may change and remains at the sole discretion of Oracle Corporation.

Program Agenda

- 1 Explore Your Possibilities
- 2 A Little Deeper Dive
- 3 Investing in the Future
- 4 Q & A

Explore your
possibilities



Financials – Its What We Do



It is a very important part of every business - no matter how big or how small.

What do we do every day, every month, every year?

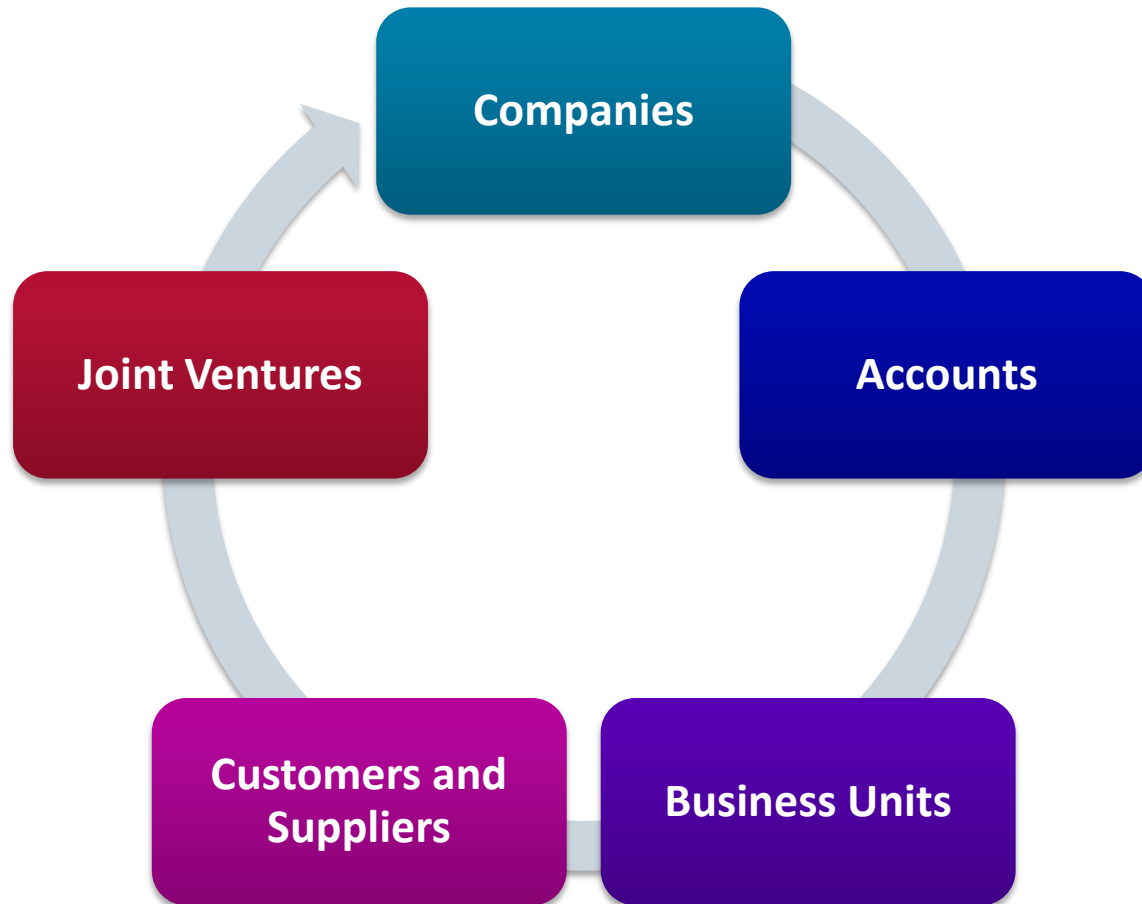
JD Edwards EnterpriseOne Financials

Investing in the Future – Continuous Improvement

- Investment we've made in recent years are to:
 - Improve the functionality
 - Provide a superior user experience
 - Empower users and increase productivity
 - Meet global needs
 - Mobilize our processes
- Where we make our investment:
 - New Features
 - The Set Up Process
 - Our Daily Life
 - The Period Close/Year End Close

Exploring New Features in Financials

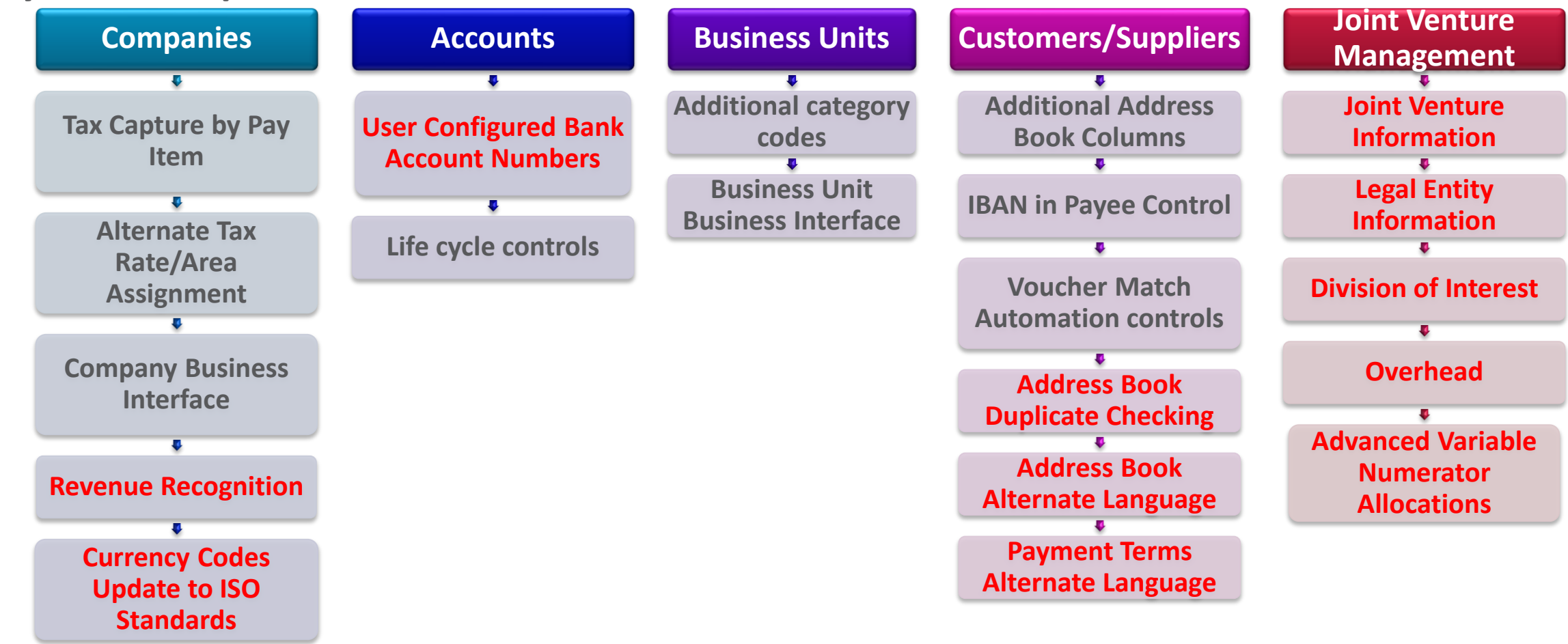
System Setup



Here are just a few of the things that we must set up in order to process Financial Transactions.

Exploring New Features in Financials

System Setup



Exploring New Features in Financials

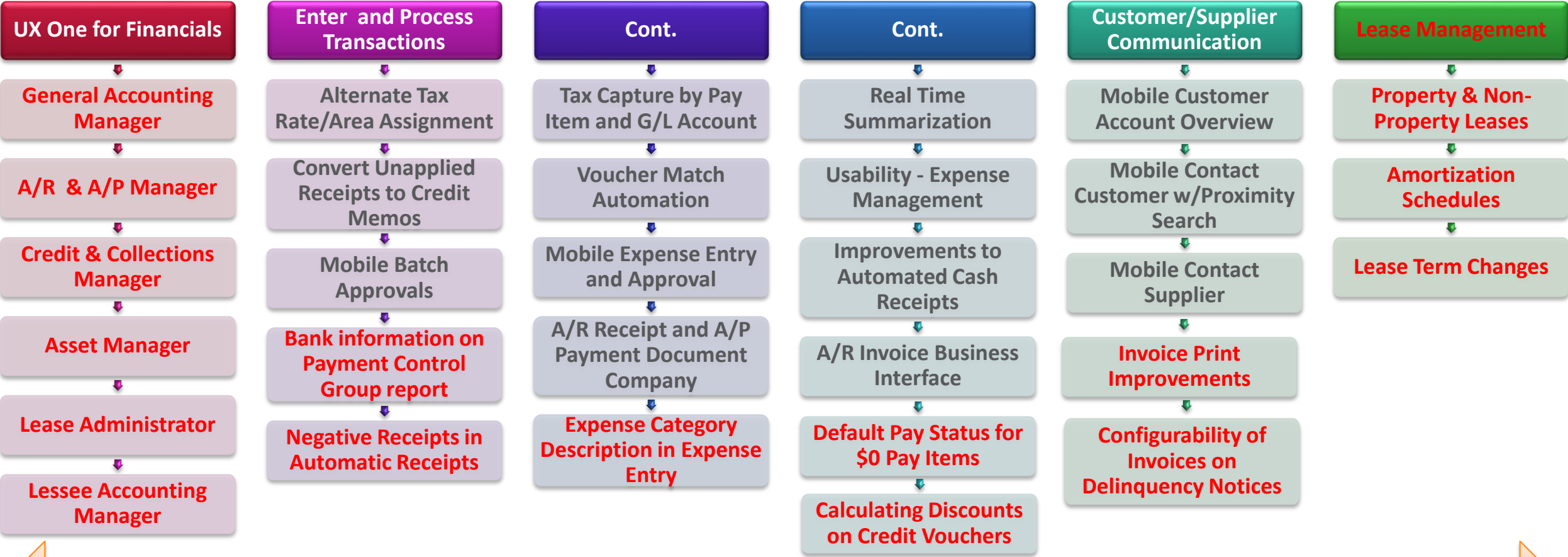
Daily Life



Here are just a few of the things that we do on a daily basis.

Exploring New Features in Financials

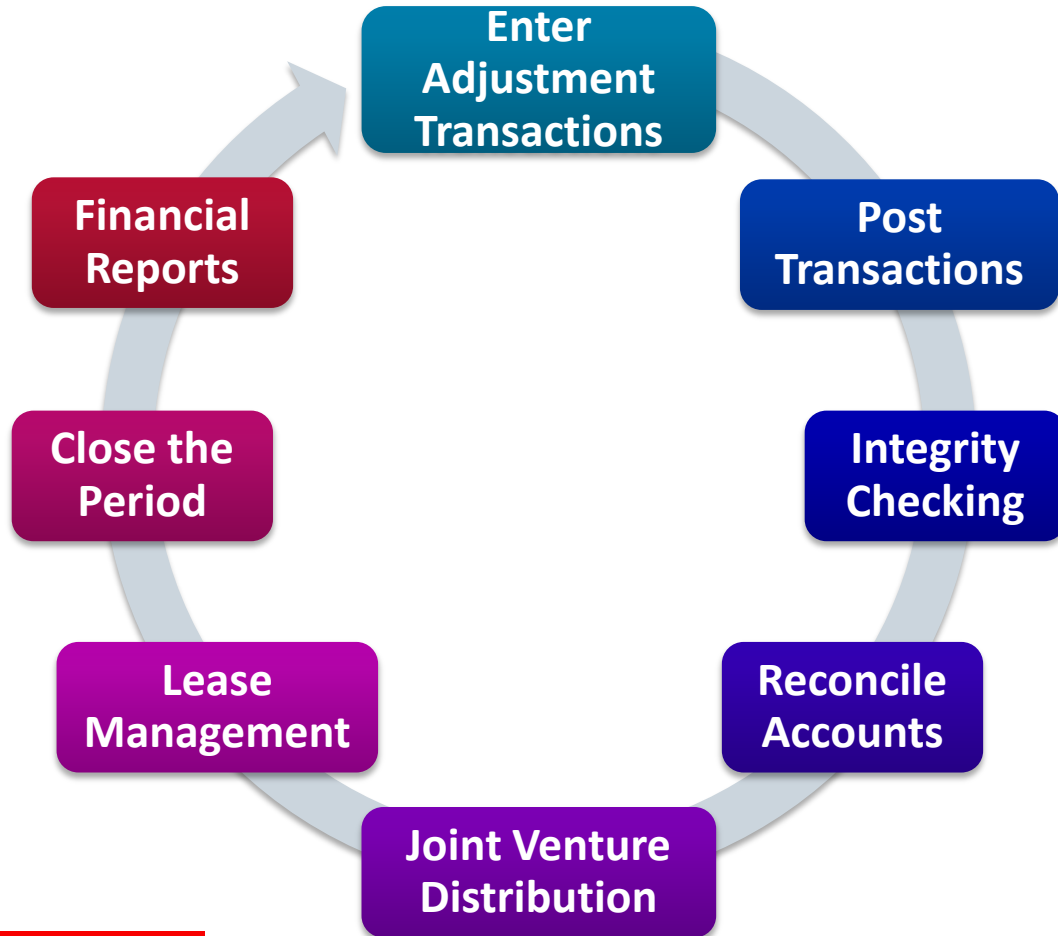
Daily Life



Pre-Configured Notifications for Financial Management

Exploring New Features in Financials

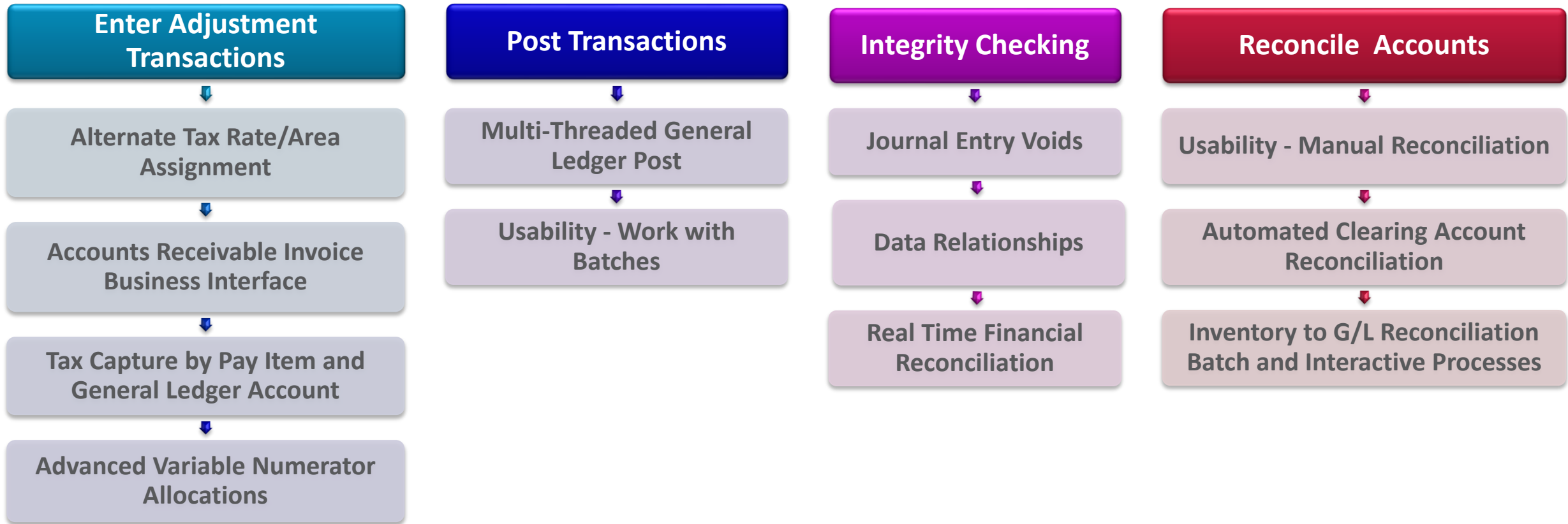
Period Close/Year End Close



Here are just a few of the things that we do to get ready for and perform the Period Close or Year End Close.

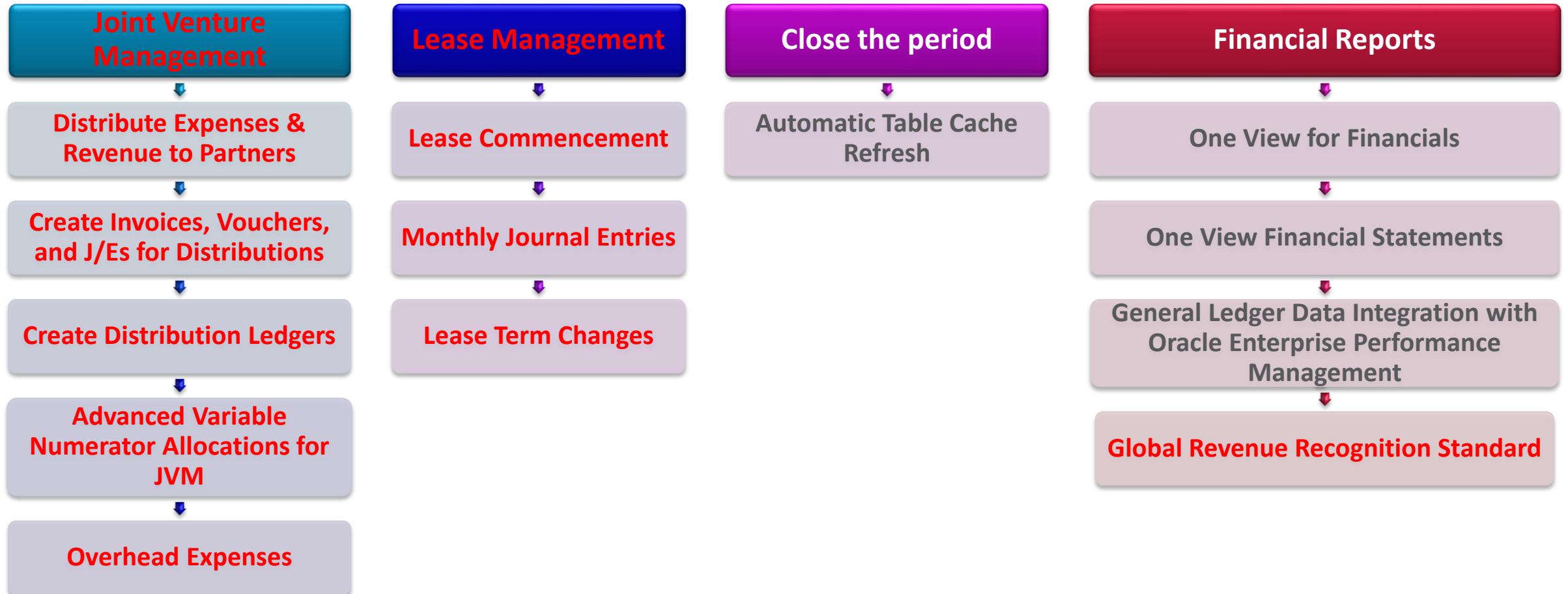
Exploring New Features in Financials

Period Close/Year End Close



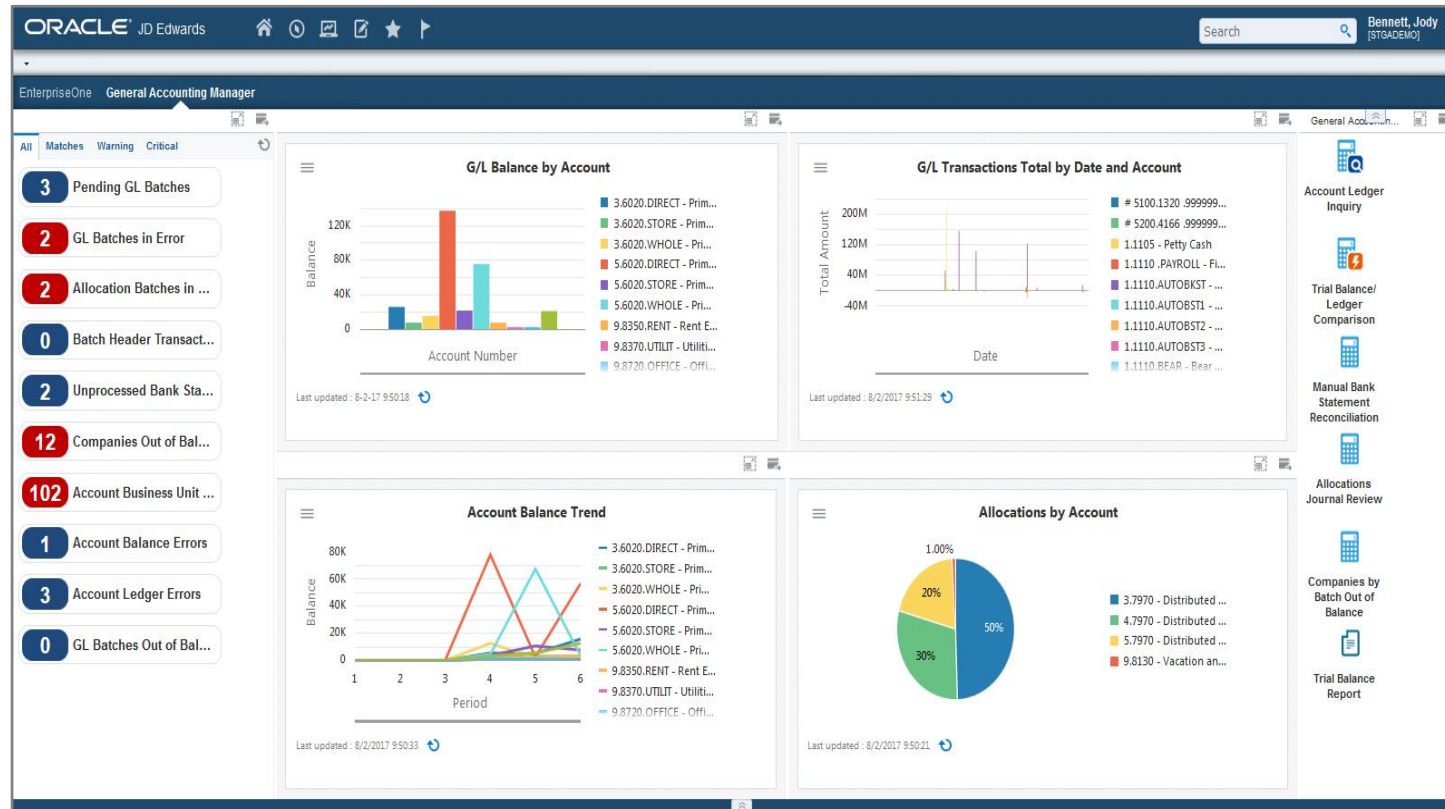
Exploring New Features in Financials

Period Close/Year End Close (cont.)



Exploring New Features in Financials

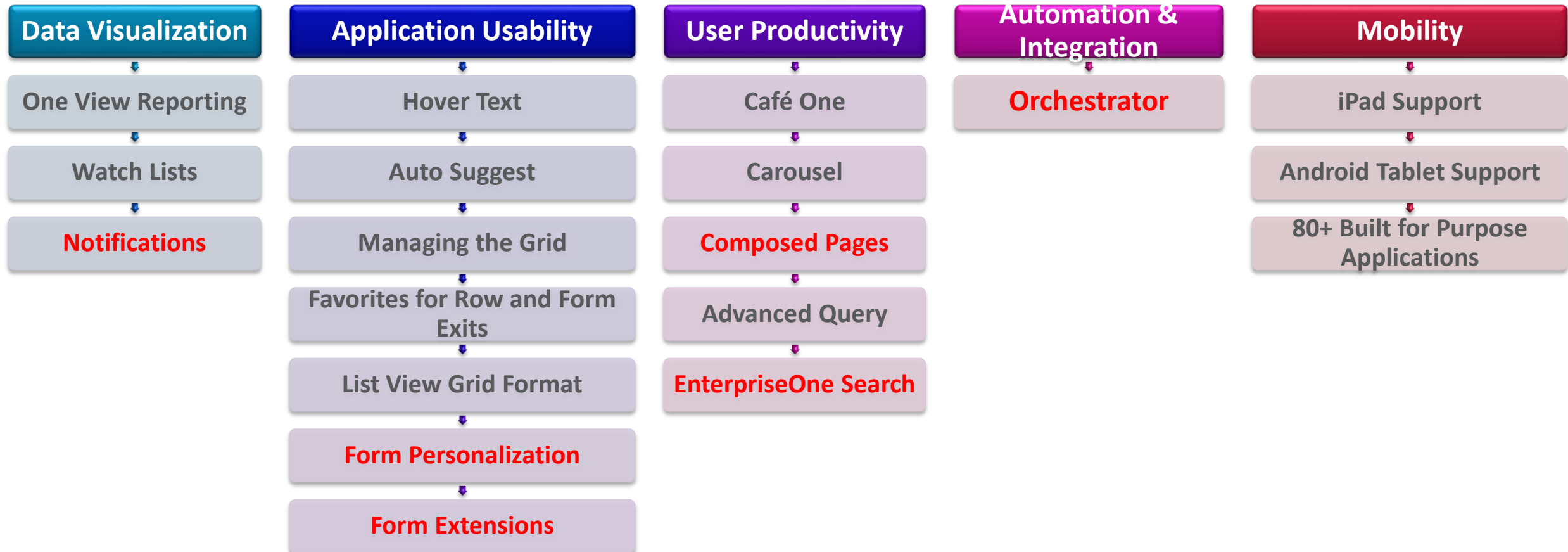
System Features



Here are a few of the features that affect all users and processes within EnterpriseOne.

System Features

Across the enterprise



An underwater photograph of a coral reef, showing various types of coral and the blue water. The scene is slightly hazy, giving it a deep-sea feel.

A Little Deeper Dive

A Deeper Dive

- ✓ Lease Management
 - ✓ Joint Venture Management
 - ✓ Revenue Recognition
 - ✓ UX One for Financials
 - ✓ Notifications
 - ✓ Real Time Financial Reconciliation
 - ✓ Inventory to G/L Reconciliation
 - ✓ Voucher Match Automation
- ✓ Address Book Improvements
 - ✓ User Configured Required Bank Account Numbers
 - ✓ Default Pay Status for \$0 Pay Items
 - ✓ Calculating Discounts on A/P Debit Memos
 - ✓ Invoice Print Improvements
 - ✓ Configurability of Invoices on Delinquency Notices

New Lease Accounting Standard

FASB ASC 845 and IFRS 16 Leases



What

- Lessee Accounting for property and non-property leases – on the balance sheet
- Revenue Recognition for lease management companies
- Straight-line rent accounting for lessors

Why

- Regulatory accounting requirement - provide investors and creditors more transparency into long-term leases

When

- January 1, 2019 – public companies
- January 1, 2020 – private companies

New Lessee Lease Accounting Standard

Old Standard:

Rent:

- Equipment
- Office/Retail Space



JD Edwards
customers

Use AP:

- Make rent payments
- **Expense** rents

New Lessee Lease Accounting Standard

Old Standard:

Rent:

- Equipment
- Office/Retail Space

Use AP:

- Make rent payments
- **Expense** rents



JD Edwards
customers

New Standard:

Lease:

- Equipment Assets
- Property Assets



- ➔ Requires a leasing system:
- Manage lease terms
 - Pay leases
 - Account for leased **assets on the balance sheet**

Lessor Revenue Recognition Accounting Standard

The core principle as stated by IFRS is to:

“Recognize revenue to depict the transfer of goods or services to customers in an amount that reflects the consideration to which the entity expects to be entitled to exchange for those goods or services.”

Here are the basic steps outlined related to this new standard:

1. Identify the contract(s) with the customer
2. Identify the separate performance obligations
3. Determine the transaction price
4. Allocate the transaction price
5. Recognize revenue when a performance obligation is satisfied

Lessor Straight-line Rent Accounting Standard

From FASB:


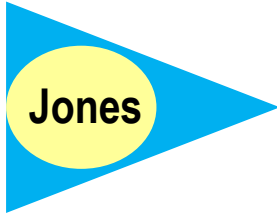


Lessors should *continue* to recognize lease income for [operating] leases on a generally straight-line basis over the lease term

From IFRS:

A lessor shall recognize lease payments from operating leases as income on either a straight-line basis or another systematic basis

Joint Venture Management

Acme Company needs partners to help fund a project in China

			
Managing Partner	Partner	Partner	Partner
45% share	20% share	25% share	10% share

A Joint Venture is formed between the partners

Acme will be the Managing Partner – Handling all the financials for the Joint Venture

- Pay Bills/Receive Revenue
- Distribute expenses and revenue to Partners
- Provide Financial Reports for the Joint Venture to the Partners

Joint Venture Management


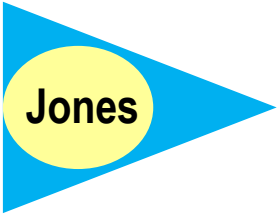


Many Industries Utilize Joint Ventures



Joint Venture Management

Acme Company needs partners to help fund a project in China

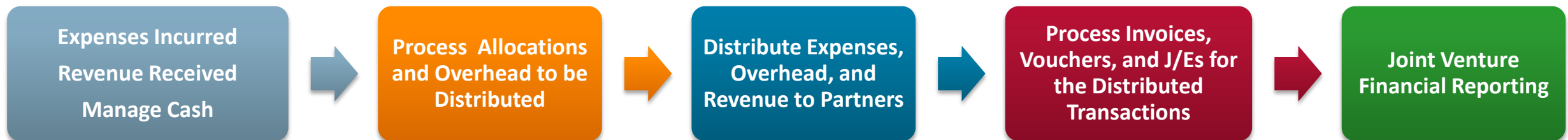
Runs JD Edwards

			
Managing Partner	Partner	Partner	Partner
45% share	20% share	25% share	10% share

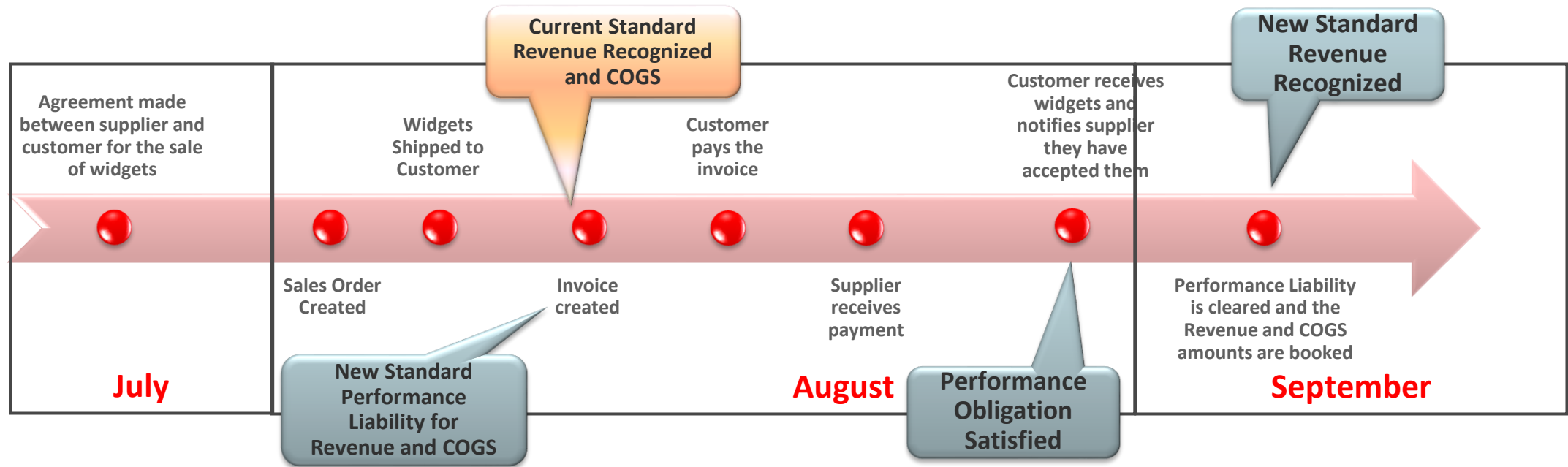
ACME will:

- Pay Bills
- Receive Revenue
- Distribute expenses and revenue to Partners
- Provide Financial Reports for the Joint Venture to the Partners

Business Process:

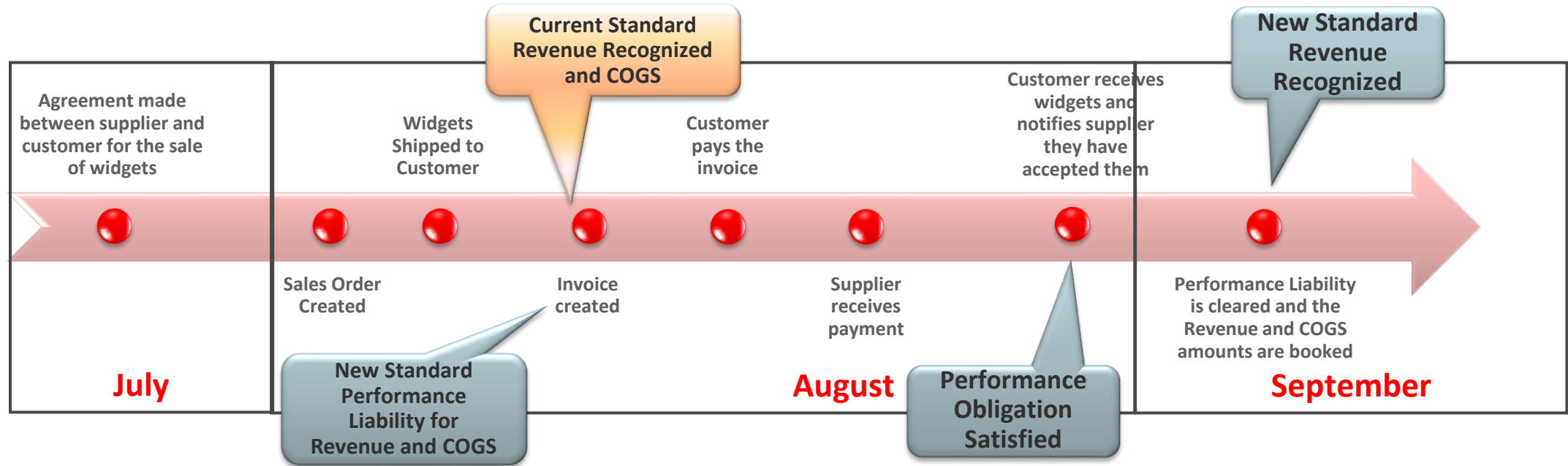


Revenue Recognition



“Recognize revenue to depict the transfer of goods or services to customers in an amount that reflects the consideration to which the entity expects to be entitled to exchange for those goods or services.”

Revenue Recognition

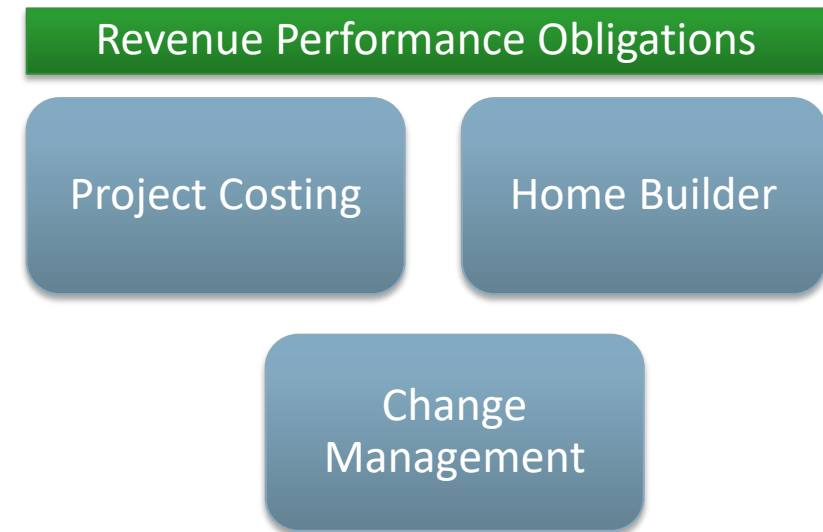
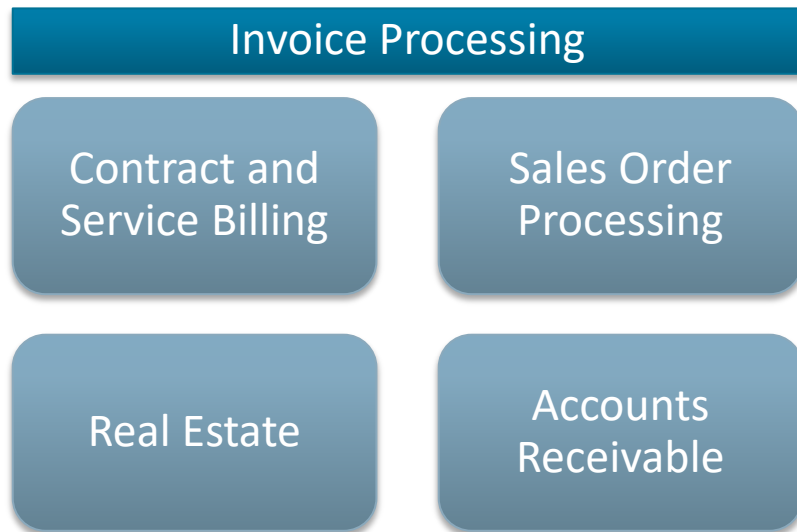


Revenue Recognition Features

- Configuration to include or exclude invoices
- Evaluation of configuration at all invoice entry points
- Recognize all, less, or more of revenue and COGS amounts
- Reverse a previous recognition
- Remove an invoice from the process
- Batch and interactive process to add invoice to process
- Integrity and Audit of Revenue Recognition data
- Ability to recognize revenue based upon a schedule

Revenue Recognition

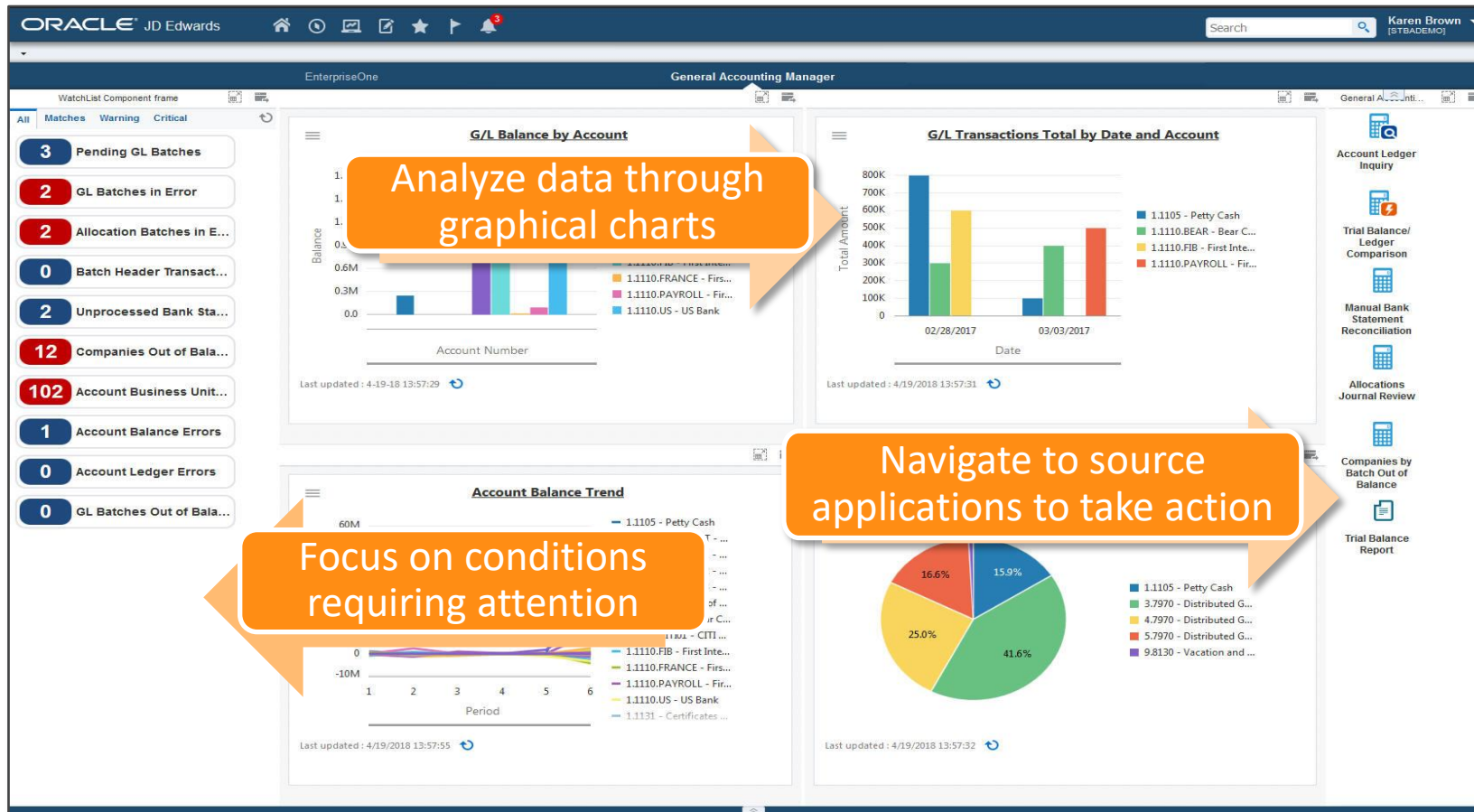
Systems Enhanced



- ✓ Support for Revenue Recognition Accounting Standards
- ✓ Minimize the impact on current business processes
- ✓ Minimize the impact on current users
- ✓ Ability to process invoices through Revenue Recognition from all modules within JD Edwards

JD Edwards UX One

Giving You Control of the User Experience & Delighting Users



Make the Experience
Your Own With
Personalization &
Configuration

Leverage Over 52 Roles
Delivered for Rapid
Deployment

Tools 9.2.1 and higher

JD Edwards UX One Role Based Landing Pages

52 Roles Now Available

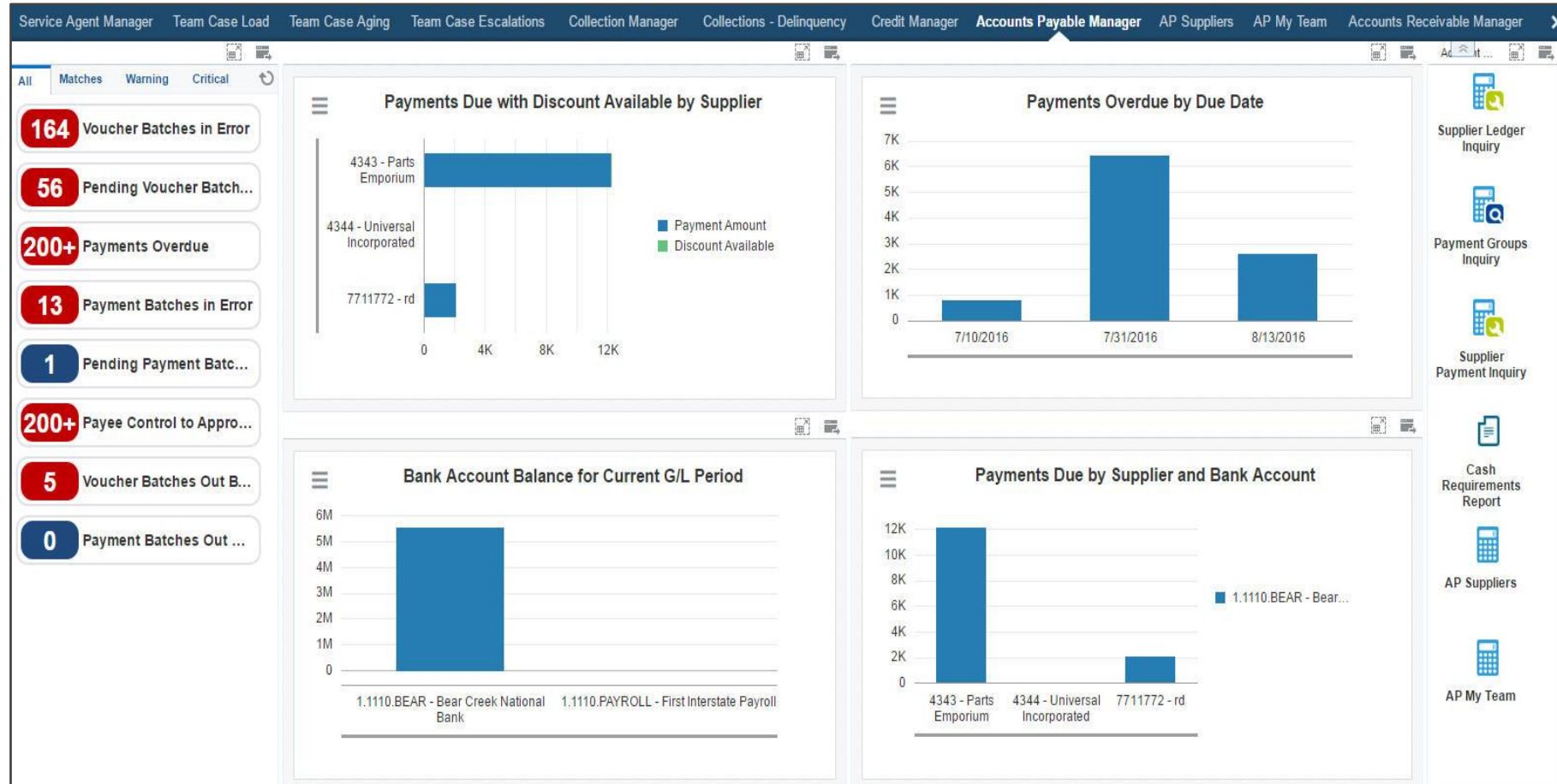
- ✓ **Accounts Payable Manager**
- ✓ **Accounts Receivable Manager**
- ✓ **Asset Manager**
 - Benefits Manager
- ✓ **Collection Manager**
- ✓ **Credit Manager**
 - Crop Manager
 - Customer Service Manager
 - Customer Service Representative
 - Field Manager
 - Field Service Manager
 - Field Service Supervisor
 - Fulfillment Manager
- ✓ **General Accounting Manager**
 - Grower Contracts Manager
 - HR Manager
 - Inventory Accounting Manager
 - Inventory Control Manager
- ✓ **Lease Administrator**
- ✓ **Lessee Accounting Manager**
 - Lot Start Manager
 - Maintenance Manager
 - Maintenance Scheduler
 - Maintenance Supervisor
 - Maintenance Technician
 - Operations Manager

- Payroll Manager
- Plant Manager
- Pricing Operations Manager
- Procurement Agreement Manager
- Procurement Manager
- Procurement Pricing Operations Manager
- Production Manager
- Production Scheduler
- Project Manager
- Property Manager
- Rental Operations Manager
- Requisition Manager

- Safety Manager
 - Sales Agreement Manager
 - Service Agent Manager
 - Service Contract Manager
 - Service Operations Manager
 - Shipping Supervisor
 - Strategic Buyer
 - Strategic Pricing Manager
 - Transportation Manager
 - VMI Account Manager
 - VMI Agreement Manager
 - Warehouse Manager
 - Wine Cellar Manager
 - Winemaker
- ✓ = Financials

JD Edwards UX One – Accounts Payable Manager

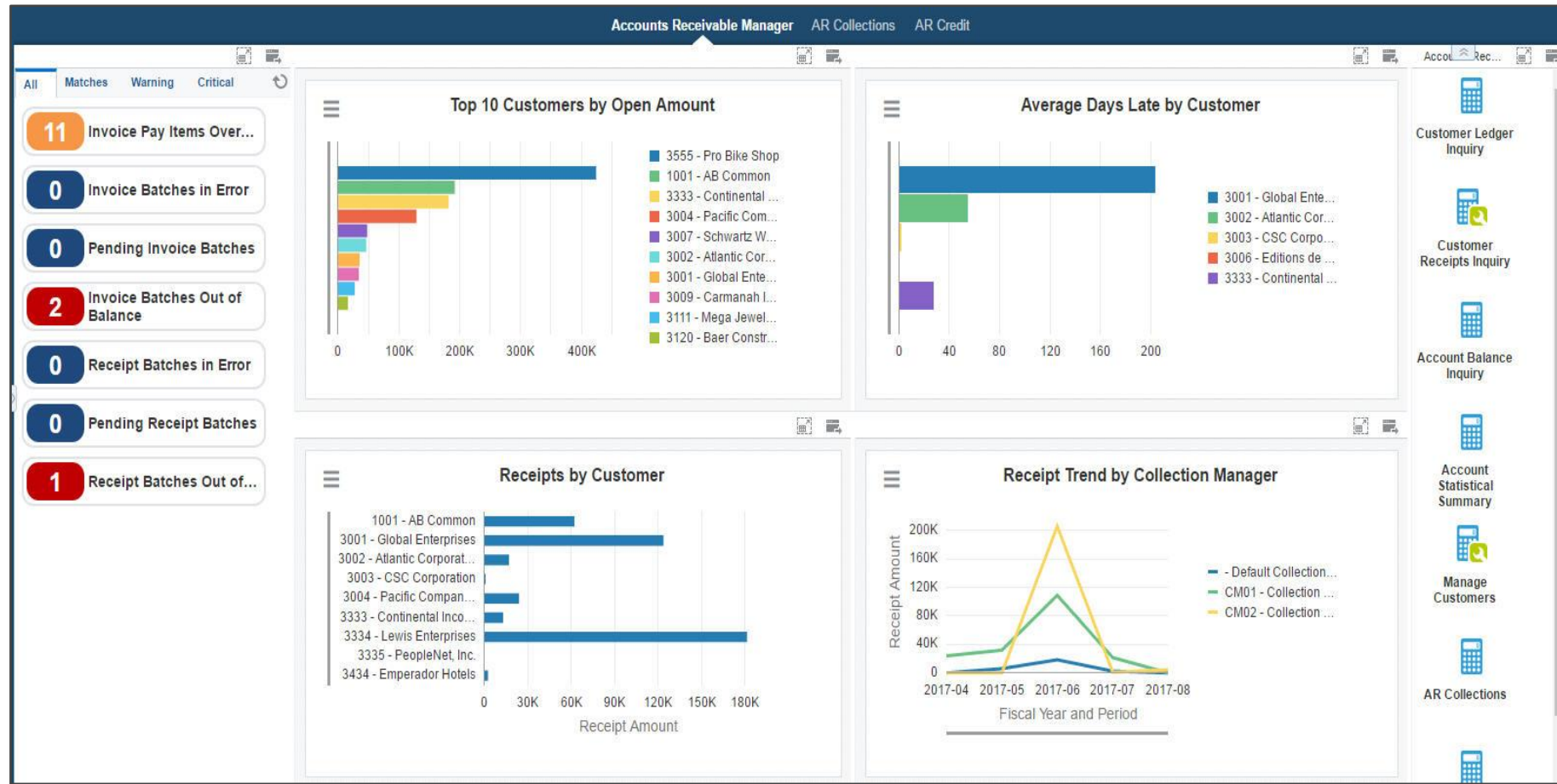
Efficient Payments for Better Supplier Relationship



- Ensure prompt payments to optimize cash
- Analyze invoice processing and disbursements to support company's cash management strategy
- Reduce cost to process an invoice by increasing A/P team efficiency

JD Edwards UX One – Accounts Receivable Manager

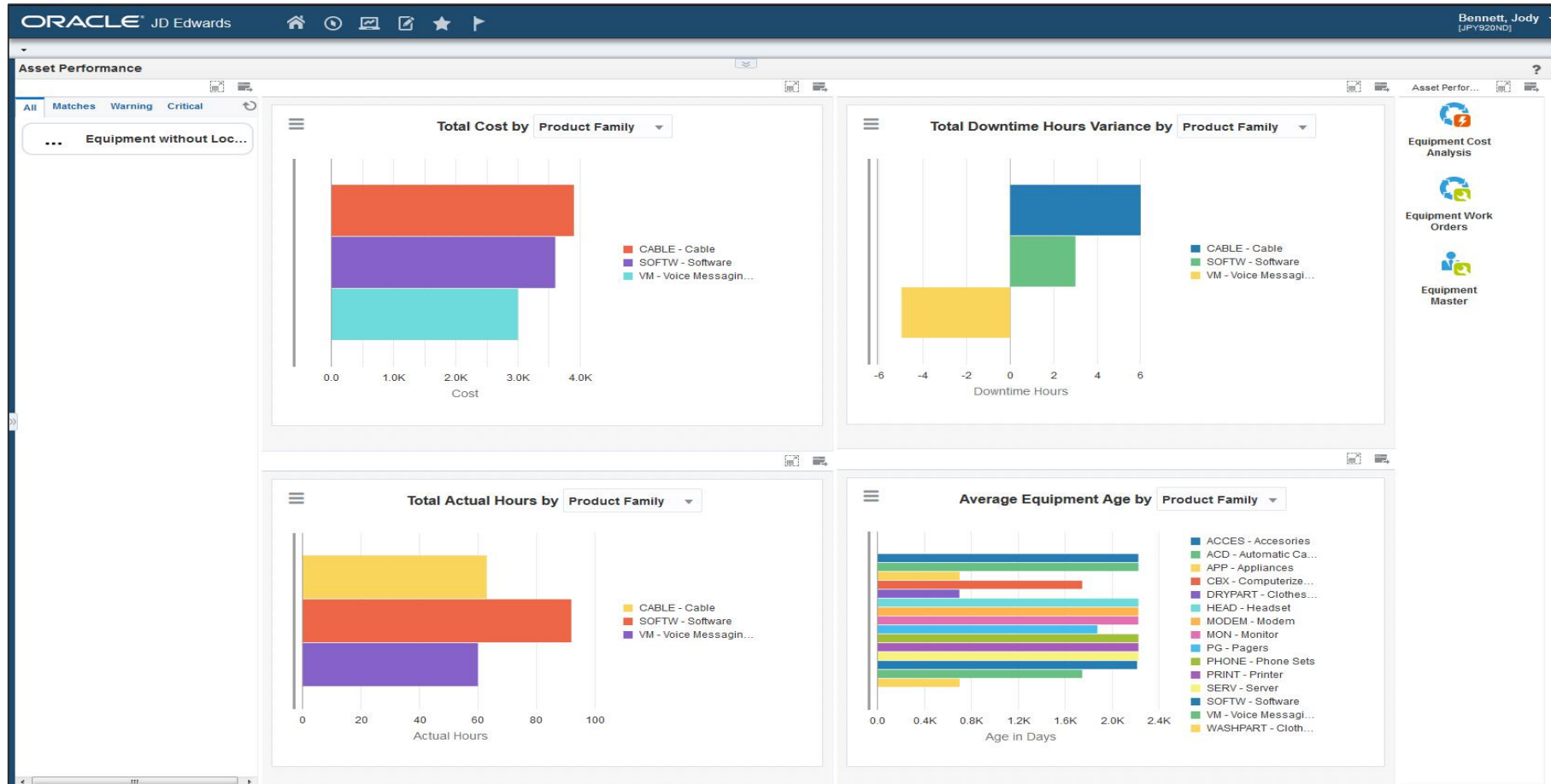
Improving efficiency with Alert, Analyze, Act



- Increase cash flow by decreasing processing time with real-time alerts
- Analyze receipt trends to facilitate faster payment by customers
- Foster strong customer relationship by monitoring and addressing their payment issues

JD Edwards UX One – Asset Manager

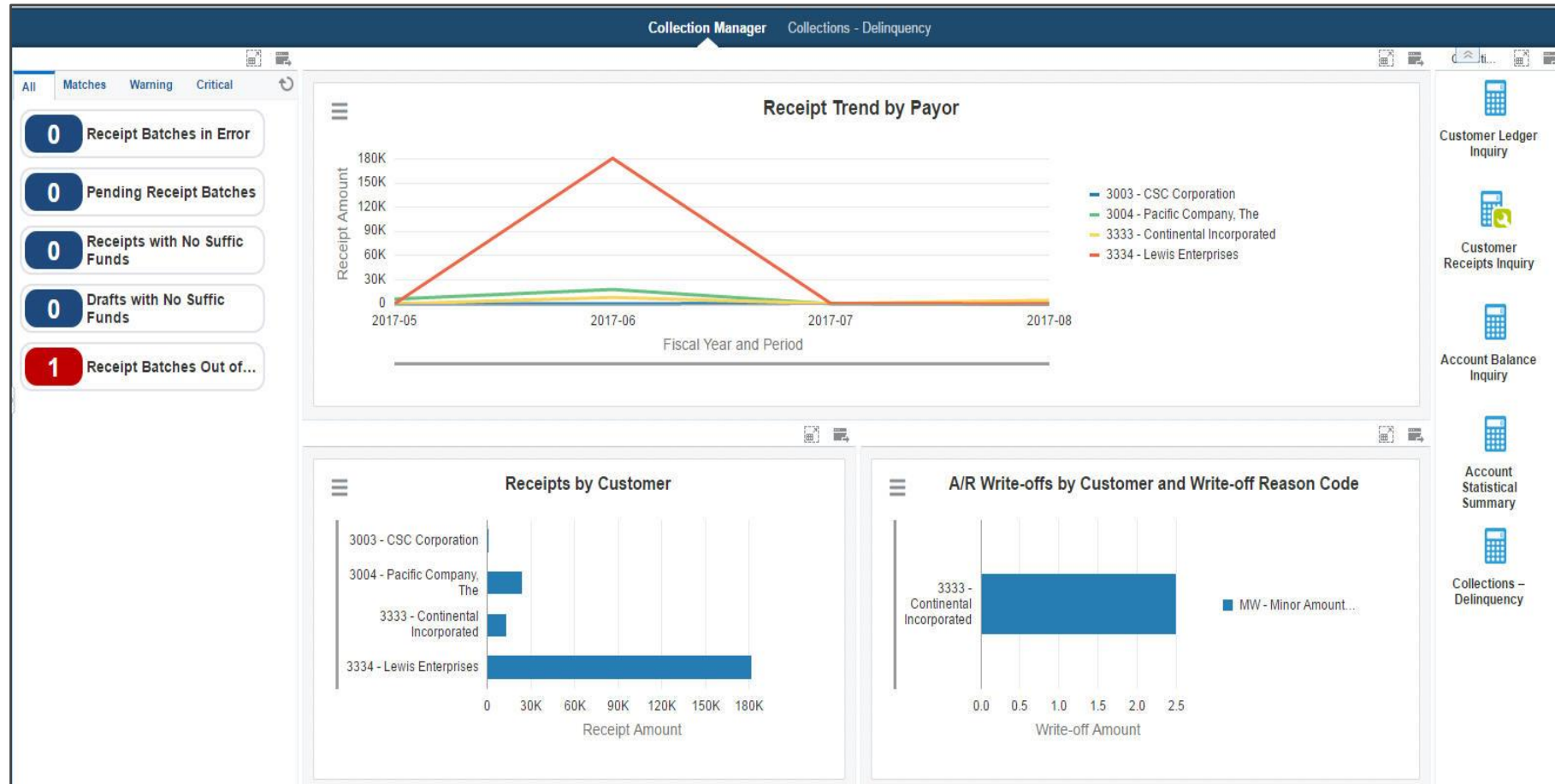
Manage Assets with Greater Efficiency



- Optimize replace, rebuild, or repair decision making with greater visibility of asset performance.
- Improve the utilization of your current equipment by monitoring its usage
- Reduce your asset costs with greater visibility into asset reliability and performance.

JD Edwards UX One – Collection Manager

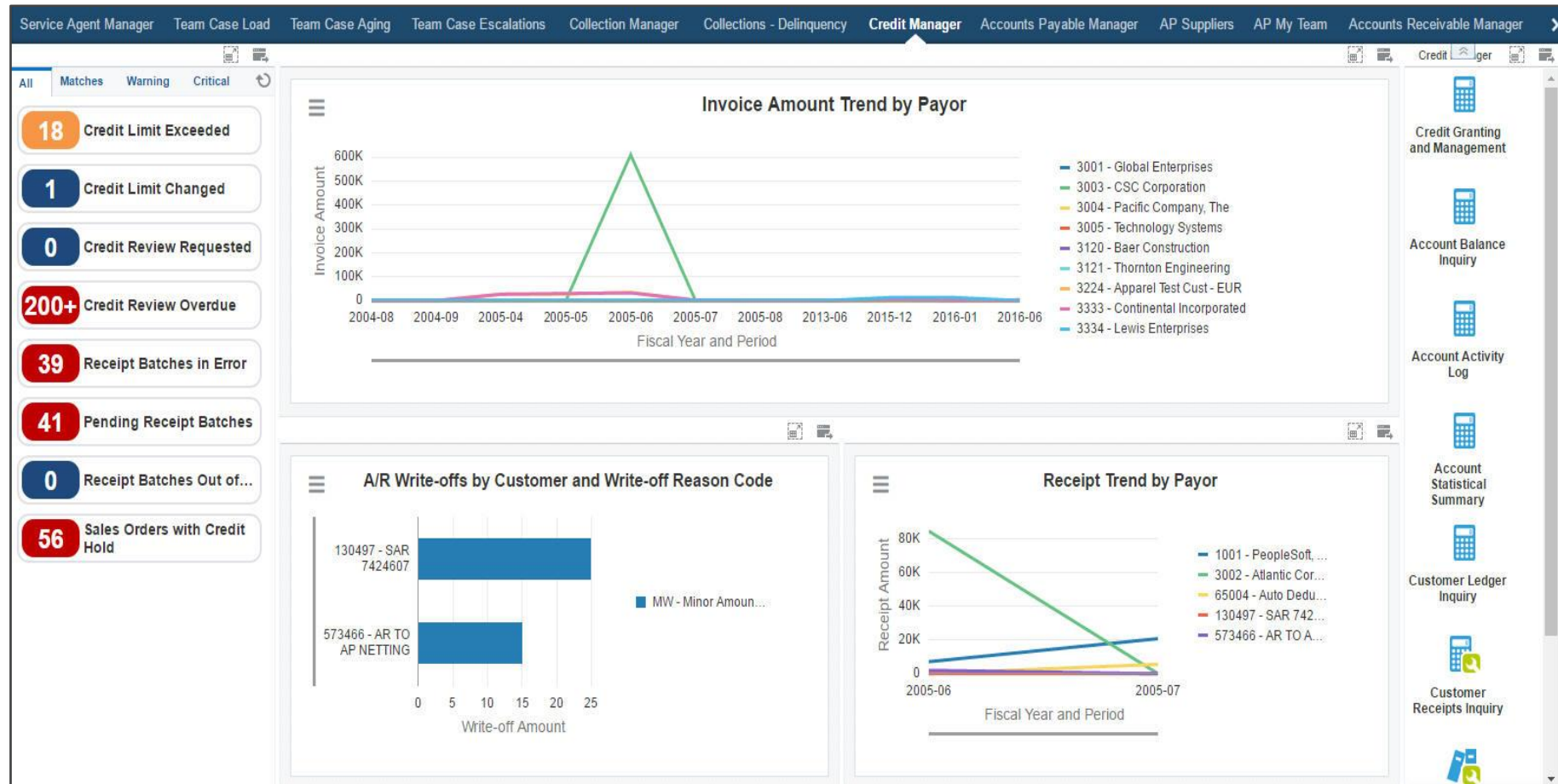
Efficient Collections



- Reduce collection time with real-time alerts
- Analyze collection data to design effective collection procedures
- Improve efficiency of collections through effective management of delinquent customers

JD Edwards UX One – Credit Manager

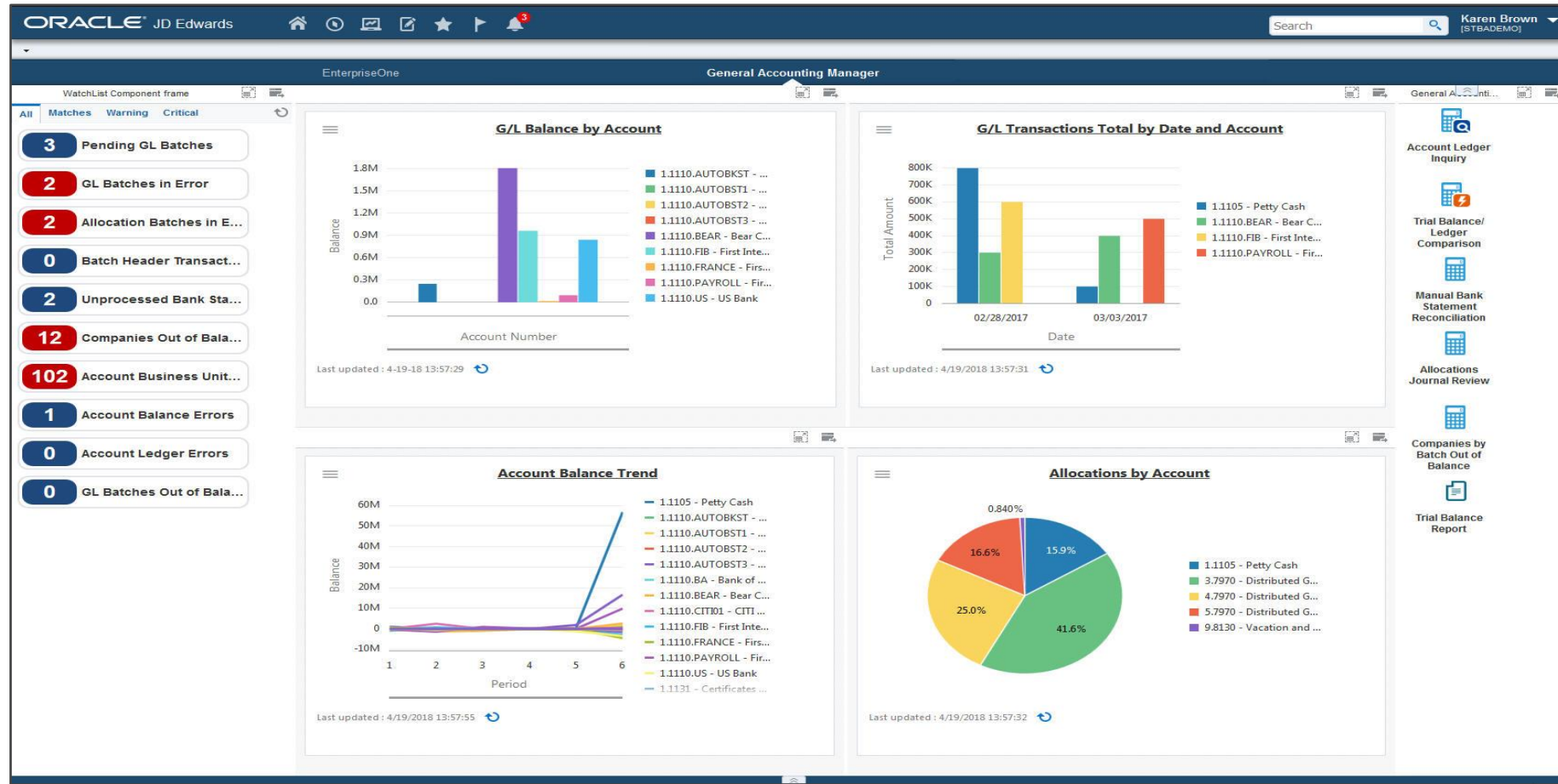
Customer Credit Performance at a Glance



- Efficient credit reviews with timely alerts
- Monitor and enhance the credit granting process by analyzing historical trends
- Enhance customer satisfaction with faster credit approval process

JD Edwards UX One – General Accounting Manager

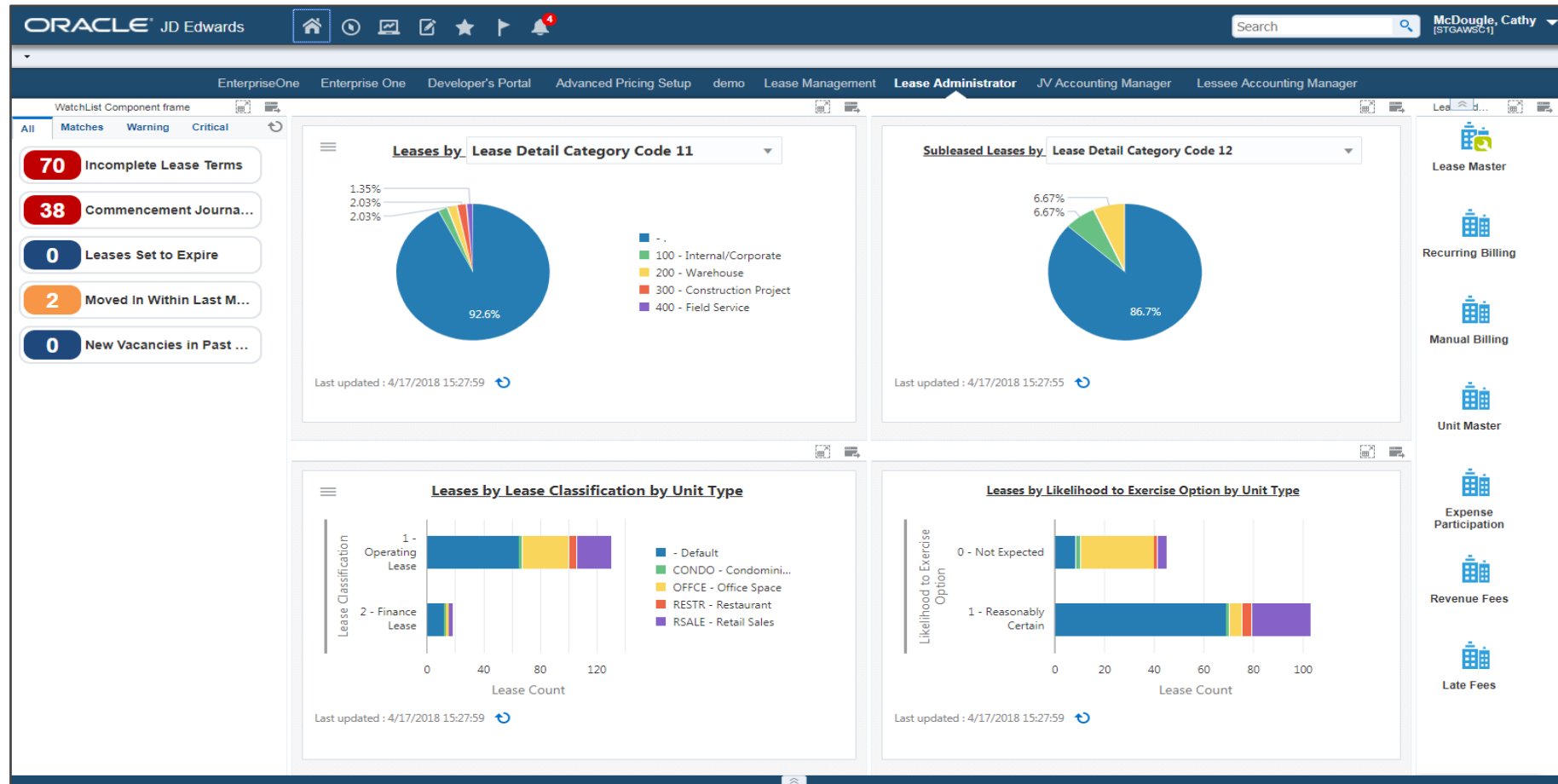
Accurate Accounting to Help Customers Track and Plan Company Growth



- Ensure accurate account transactions with timely alerts
- Analyze journal entries to support company's allocation strategy
- Reduce general accounting expense per employee by increasing G/L team efficiency

JD Edwards UX One – Lease Administrator

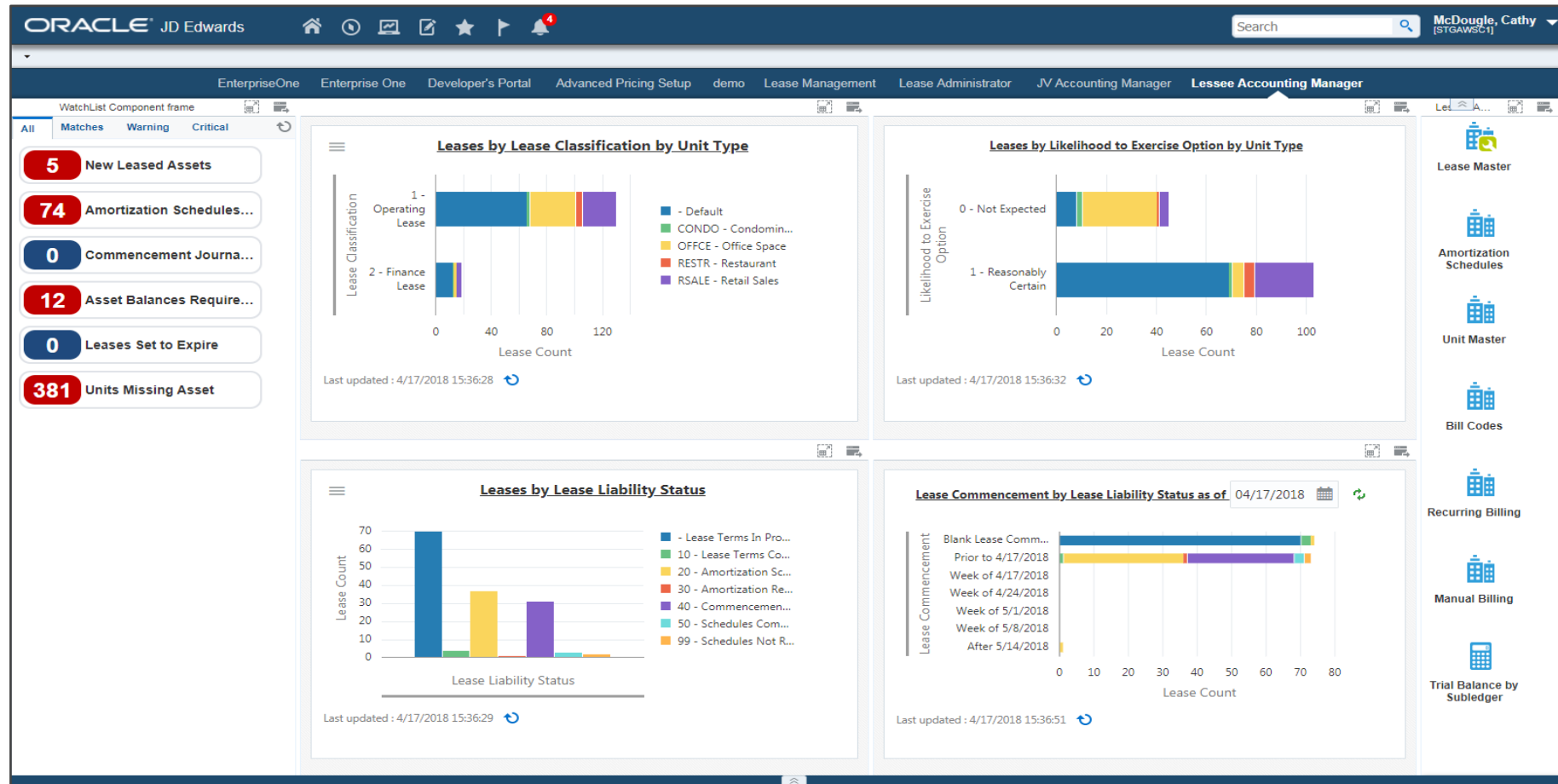
Ensure Lease Compliance with Streamlined Lease Term Entry and Administration



- Quickly see alerts to ensure timely lease payments and lease liability reporting
- Glance of lease terms to ensure lease term compliance
- Easy access to all aspects of lease term administration

JD Edwards UX One – Lessee Accounting Manager

Accurate Balance Sheet Accounting of Leased Assets

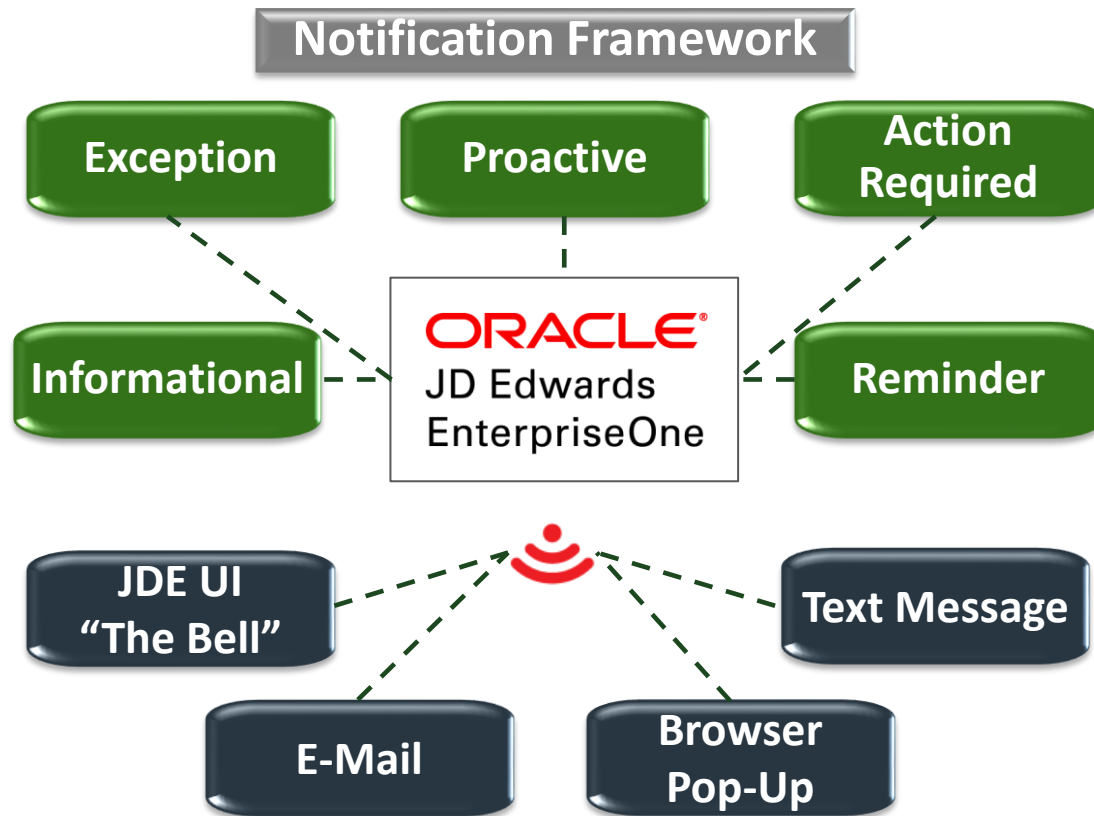


- Quickly see alerts to ensure completed lease terms for timely lease liability reporting
- Glance of lease terms to ensure lease term compliance
- Easy access to all aspects of balance sheet accounting of leased assets



EnterpriseOne Notifications

Stay Connected and Act Fast



Providing immediate business value by delivering **35** pre-configured notifications

Accelerate Your Business

Order to Cash

Procure to Pay

Approvals

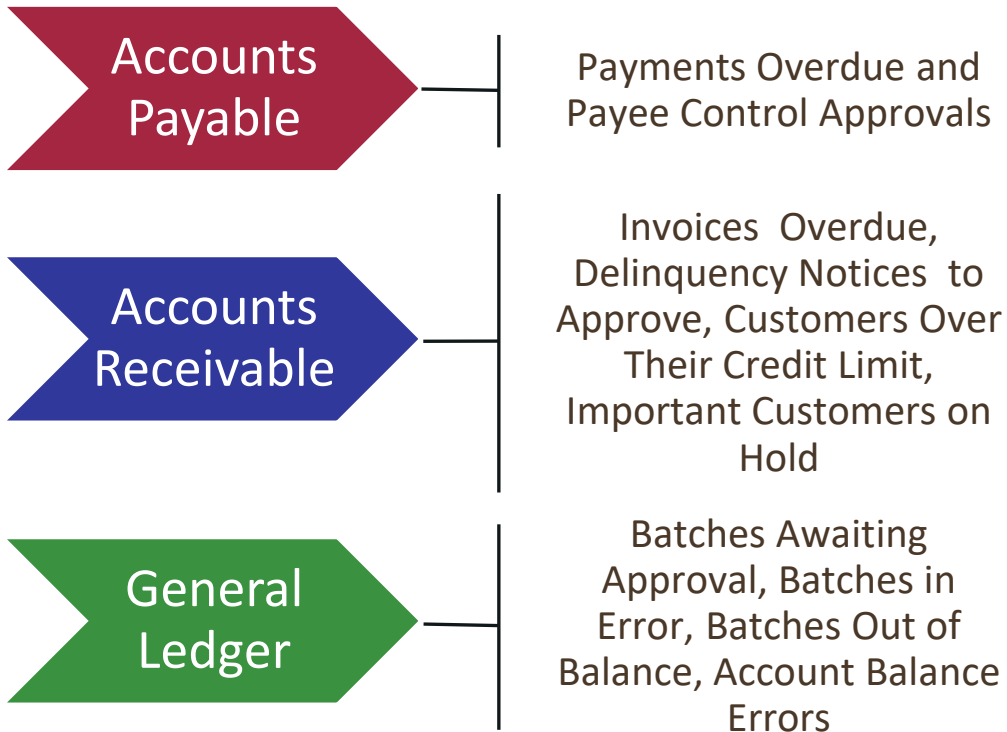
Across the EnterpriseOne Suite of Products



EnterpriseOne Notifications

Stay Connected and Act Fast

Pushing Important Information to Speed Up Financial Processes



Expediting Approvals to Improve Process Efficiency

- Purchase Orders
- Requisitions
- A/P, A/R, and G/L Batches
- Payee Changes
- Delinquency notices

Download them
Share them
Subscribe to them
ENJOY😊

Proactive notifications across EnterpriseOne

- Financial Management
- Sales Order Management
- Procurement Management
- Manufacturing
- Transportation Management
- Capital Asset Management
- Project Costing
- Real Estate Management
- Payroll and HCM
- Service Management
- Requisition Self-Service

Real Time Financial Reconciliation

From Batch to **Real-Time**




120 Million Ledger Lines

From 12 hours to 6 minutes

With Oracle Database In-Memory Option

- Batch financial integrities re-imagined as interactive applications
- Watch lists provide real time visibility
- No more PDF! Reduce time to resolve and increase quality by working exceptions interactively
- Why wait till month end..reconcile daily!
- Faster re-organizations
- Significantly reduce your time to close

Real-Time Financial Reconciliation



- Leverage Citizen Developer tools like Watch list alerts
- Interactive UI lists exceptions
- Interactively work exceptions

Real-Time Financial Reconciliation

The screenshot displays the Oracle JD Edwards Financial/Distribution Company interface. The top navigation bar includes the Oracle logo, 'JD Edwards', and a 'Financial/Distribution Company [PY910C1]' dropdown. Below this, a 'My Watchlists' tab is active. The main content area is titled 'Accounts to Business Units' and features a search bar with 'Account Master Business Unit' and 'Account Master Company' fields. A table of records is displayed, showing various 'Company Mismatch' errors. The table columns include Error Description, Business Unit, Obj Acct, Sub, Account ID, Account Description, Account Master Co, Business Unit Master Co, and L D. The first record is selected, showing a mismatch for 'Revenues' (Account ID 00196146) between Business Unit 61300 and Master Co 61000.

Error Description	Business Unit	Obj Acct	Sub	Account ID	Account Description	Account Master Co	Business Unit Master Co	L D
Company Mismatch	61300	5000		00196146	Revenues	00001	61000	4
Company Mismatch	61300	5005		00196154	Sales-Product A	00001	61000	5
Company Mismatch	61300	5010		00196162	Store Sales	00001	61000	6
Company Mismatch	61300	5015		00196171	Wholesale Sales	00001	61000	6
Company Mismatch	61300	5020		00196189	Direct Ship Sales	00001	61000	6
Company Mismatch	61300	5030		00196197	Contract Sales	00001	61000	6
Company Mismatch	61300	5040		00196200	Deferred Revenue	00001	61000	6
Company Mismatch	61300	5050		00196218	Interplant Sales	00001	61000	6
Company Mismatch	61300	5060		00196226	Less Returns & Allowances	00001	61000	6
Company Mismatch	61300	5070		00196234	Less Sales Discounts	00001	61000	6

- Leverage Citizen Developer tools like Watch list alerts
- Interactive UI lists exceptions
- Interactively work exceptions

Real-Time Financial Reconciliation

The screenshot displays the Oracle JD Edwards Financial/Distribution Company interface. The top navigation bar includes the Oracle logo, JD Edwards text, and a dropdown menu for 'Financial/Distribution Company [PY910C1]'. Below this, a 'My Watchlists' tab is visible. The main window title is 'Accounts to Business Units', with a 'Query: All' dropdown and various tool icons. A 'Favorites' menu is open, showing options like 'Form', 'Update Company', and 'Update Business Unit'. The main data area is a table with columns: Error Description, Business Unit, Obj Acct, Sub, Account ID, Account Description, Account Master Co, Business Unit Master Co, and L D. The table lists several 'Company Mismatch' entries with associated account details.

Error Description	Business Unit	Obj Acct	Sub	Account ID	Account Description	Account Master Co	Business Unit Master Co	L D
Company Mismatch	61300	5000		00196146	Revenues	00001	61000	4
Company Mismatch	61300	5005		00196154	Sales-Product A	00001	61000	5
Company Mismatch	61300	5010		00196162	Store Sales	00001	61000	6
Company Mismatch	61300	5015		00196171	Wholesale Sales	00001	61000	6
Company Mismatch	61300	5020		00196189	Direct Ship Sales	00001	61000	6
Company Mismatch	61300	5030		00196197	Contract Sales	00001	61000	6
Company Mismatch	61300	5040		00196200	Deferred Revenue	00001	61000	6
Company Mismatch	61300	5050		00196218	Interplant Sales	00001	61000	6
Company Mismatch	61300	5060		00196226	Less Returns & Allowances	00001	61000	6
Company Mismatch	61300	5070		00196234	Less Sales Discounts	00001	61000	6

- Leverage Citizen Developer tools like Watch list alerts
- Interactive UI lists exceptions
- Interactively work exceptions

Inventory to G/L Reconciliation

Reconciliation vs. Integrity Reporting

Manual Inventory to G/L Reconciliation

Company: 00001 Financial/Distribution Company
 Minimum Variance: Percent ☐
 G/L Date From: Through:
☐ Include Reconciled Transactions

Reconciliation Summary

Reconcile Unreconcile

Records: 601 - 666 of 666

	Document Number	Document Type	Document Type Description	G/L Date	Item Ledger Amount	General Ledger Amount	Variance Amount	Variance Percentage
<input type="radio"/>	3267670 II	II	Inventory Issue	01/08/2017	285.72-	285.72-		
<input type="radio"/>	3267671 II	II	Inventory Issue	01/08/2017	325.41-	275.41-	50.00-	15.37
<input type="radio"/>	3267672 II	II	Inventory Issue	01/08/2017	405.42-	405.42-		
<input checked="" type="radio"/>	4267670 IA	IA	Inventory Adjustments	01/08/2017	1,428.57	952.38	476.19	33.33
<input type="radio"/>	4267671 IA	IA	Inventory Adjustments	01/08/2017	1,627.05	1,625.05	2.00	.12
<input type="radio"/>	4267672 IA	IA	Inventory Adjustments	01/08/2017	2,027.04	2,027.04		
<input type="radio"/>	4267673 IA	IA	Inventory Adjustments	01/08/2017	4,711.43	4,711.43		

Reconciliation Totals

Item Ledger Amount: 1,428.57 General Ledger Amount: 952.38 Variance Amount: 476.19

Item Ledger

Reconcile Unreconcile

Records: 1 - 3

Amount	Document Number	Document Type	Document Type Description	Doc Con
476.19	4267670 IA	IA	Inventory Adjustments	0000
476.19	4267670 IA	IA	Inventory Adjustments	0000
476.19	4267670 IA	IA	Inventory Adjustments	0000

General Ledger

Select Adjustment JE Remove Adjustment JE

Records: 1 - 2

Amount	Document Number	Document Type	Document Type Description	Doc Con
476.19	4267670 IA	IA	Inventory Adjustments	0000
476.19	4267670 IA	IA	Inventory Adjustments	0000

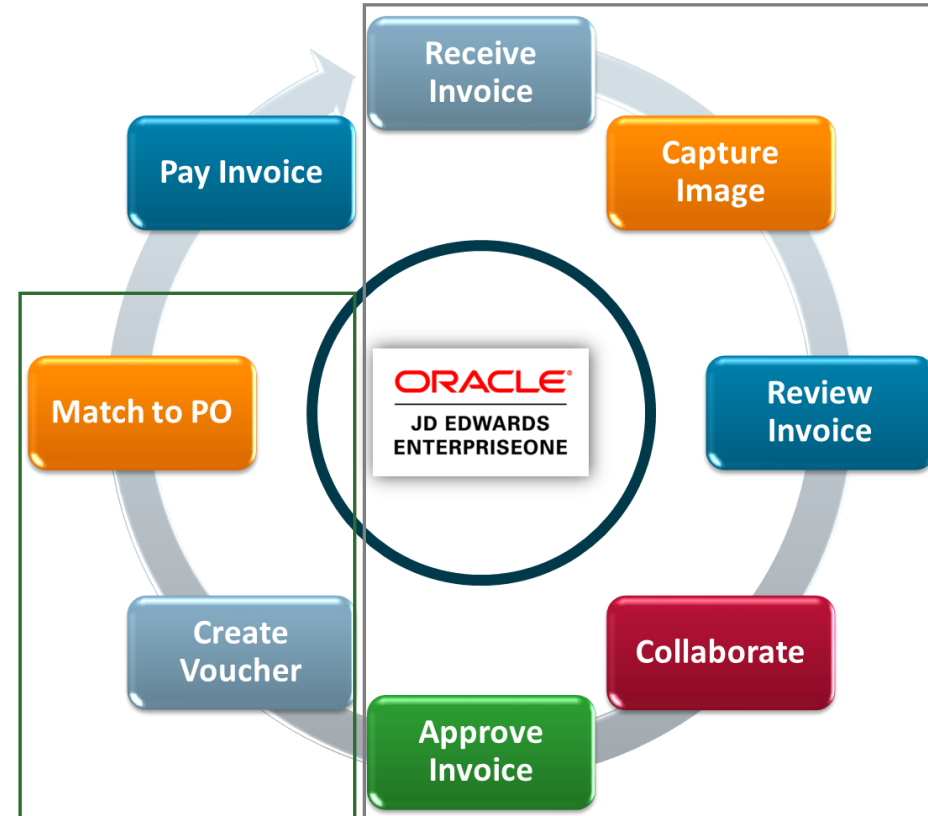
- Reconcile your Item Ledger records to their corresponding Account Ledger entries
- Batch job to reconcile all transactions without variances
- Workbench to review, reconcile, and un-reconcile transactions
- Select existing adjustment journal entries to reconcile to transactions with a variance
- Batch process available to tag historical records to be reconciled

Voucher Match Automation

Helping to Automate your Accounts Payable Process

Voucher Match Automation:

- Automatic matching of invoices to purchase orders
- Supplier rule based matching
- Schedule the process
- Use a workbench to manage exceptions



Solutions for Automation:

- 3rd Party Solutions
- Oracle Solutions:
 - Web Center Image Capture
 - Content & Experience Cloud
 - Portal
 - Document Management
 - Collaboration
 - Process Cloud Service
 - Workflow
 - Approvals
 - Integration Cloud Service

Data Flows into JD Edwards with Orchestrator, Business Services, EDI, or Z Table Processing

Address Book Improvements

Enabling Global Business

Enhanced Prevention of Duplicate Entities

- Additional check by postal code and address lines
- Configurable list of required fields by Search Type
- Configurable list of characters and words to exclude
- List of potential duplicates before record is added

The screenshot shows the 'Address Book Revision' form in Oracle JD Edwards. A yellow warning banner at the top states: 'This form has 8 Errors. 1 Warning'. Below this, a message says 'Potential Duplicate Address Exists'. A pop-up window titled 'Potential Duplicate Address Book Entries' displays a table with one record:

Address Number	Alpha Name	Tax ID	Sch Tip	Address Line 1	Address Line 2
62316	Parts Emporium LLC	611483911	V	4022 Walnut Street, Suite 280	

The main form shows fields for 'Address Number', 'Mailing Name' (Parts Emporium LLC), and 'Address Line 1' (4022 Walnut Street, Suite 280).

Alternate Language Support

- Alpha Name
- Mailing Name
- Mailing Address

Reports for Customers with a preferred language

- Address will be printed in customer's preferred language

Reports for Users with a preferred language

- Address will be printed in the user's language

User Configured Required Bank Account Numbers

Support for many types of Bank Accounts

Processing Options

✓ ✗

Process

1. Customer Bank Account Number 1

Blank - Required field
1 - Not required

Set Up Bank Accounts By Address Personal Form: (No Personalization)

✓ ✗ Form Tools

Address Number

Record Type

☒ Supplier ☐ Customer ☐ A/R Drafts, Auto Debit ☐ Auto Receipts Payor

Bank Information

Bank Transit Number

Bank Account Number *

Control Digit

IBAN

Description

Checking or Savings Account

SWIFT Code

Reference/Roll Number

Bank Address Number

Bank Country Code

Set Up Bank Accounts By Address Personal Form: IBAN and Transit

✓ ✗ Form Tools

Address Number

Record Type

☒ Supplier ☐ Customer ☐ A/R Drafts, Auto Debit ☐ Auto Receipts Payor

Bank Information

Bank Transit Number

IBAN

Description

Checking or Savings Account

Bank Address Number

Bank Country Code

- New Processing Option to determine if Bank Account # is required
- Create Personalized Forms to provide the fields needed for the bank account type.

Default Pay Status for \$0 Pay Items

Defaults	Edits	Taxes	Currency	Versions
1. Service/Tax Date	<input type="text"/>			
Blank = Use the G/L date 1 = Use the invoice date				
2. Pay Status Code	<input type="text"/>			
Blank = Use the data dictionary default value				
3. Standard Invoice Document Type	<input type="text"/>			
Blank = RI				
4. Credit Memo Document Type	<input type="text"/>			
Blank = RM				
5. Credit Memo Due Date	<input type="text"/>			
Blank = Use G/L date 1 = Use payment terms due date				
6. Pay Status Code for Zero Amount Pay Items	<input type="text"/>			
Blank = Use Pay Status Code from above				

Invoice Creation & \$0 Pay Items

- New option on the A/R Master Business Function (P03B0011)
- Provides for a specific status to be used on pay items with a zero amount

Calculating Discounts on A/P Debit Memos

Defaults	Date Edits	Currency	Manual Payments	Purchasing	Logging	Interop
1. Service/Tax Date	<input type="text" value="1"/>					
Blank = Use the G/L Date 1 = Use the Invoice Date						
2. Pay Status Code	<input type="text" value="A"/>					
Use this processing option to specify the default pay status code for vouchers.						
3. Voucher Document Type	<input type="text" value="PV"/>					
4. Debit Memo Document Type	<input type="text" value="PD"/>					
5. Alternate/Payee	<input type="text" value="1"/>					
Blank = Enter the supplier number into the Alternate/Payee field 1 = Enter the Factor/Special Payee address into the Alternate/Payee field						
6. Debit Memo Due Date	<input type="text"/>					
Blank = Use G/L Date 1 = Use Payment Terms Date						
7. Debit Memo Discount	<input type="text" value="1"/>					
Blank = No Discount 1 = Calculate Discount						

Voucher Entry & Discounts

- New option on Voucher Entry Master Business Function (P0400047)
- Determine whether to apply discounts to A/P Debit Memos or Not

Invoice Print Improvements

Please be advised that your account has been debited or back-charged as follows:

Date	Number	Type	Item	Due Date	Remark	Payment Term	Tax	Tax Expl	Sales	Sales	Sales	Amount
						Description	Rate/Area	Description	Doc Num	Do Ty	Doc Co	
8/4/2019	5053	Invoice	001	7/4/2019	Sales Order87	Net 30 Days	ROVAT	Sales or VAT (output)	67	SI	00001	25.00
Tax												
Total Amount Invoiced												25.00
Tax Amount												4.75
Balance Due												USD 29.75

Invoice Print

- Additional information from Invoice Print (R03B505)
- Payment Terms description
- Tax Rate/Area and description
- Sales Order document information



Configurability of Invoices on Delinquency Notices

Aging	Update	Notices	Fees
1. Generate Delinquency Notices Blank = Do not generate 0 = Proof 1 = Final			
2. Notice Print Program			
3. Version for Notices			
4. Remit To Address Blank = company A = 1st address number B = 2nd address number C = 3rd address number D = 4th address number E = Factor/special payee F = 5th address number Address = Address number			
5. Consolidate Companies Blank = separate notice 1 = by customer			
6. Determine Severity Level Blank = Aging categories 1 = Total reminders sent (RMDS)			
7. Display nondelinquent Invoices Blank = Do not display 1 = Display nondelinquent Invoices and Credit Memos 2 = Display Credit Memos only 3 = Display nondelinquent Invoices only			

Delinquency Notices

- New Options on Credit Analysis Refresh (R03B525)
- Determines which non-delinquent invoices will be on the notice:
 - None
 - Non-delinquent invoices and Credit Memos
 - Credit Memos only
 - Non-delinquent invoices only



Investing in the Future

JD Edwards EnterpriseOne Financials

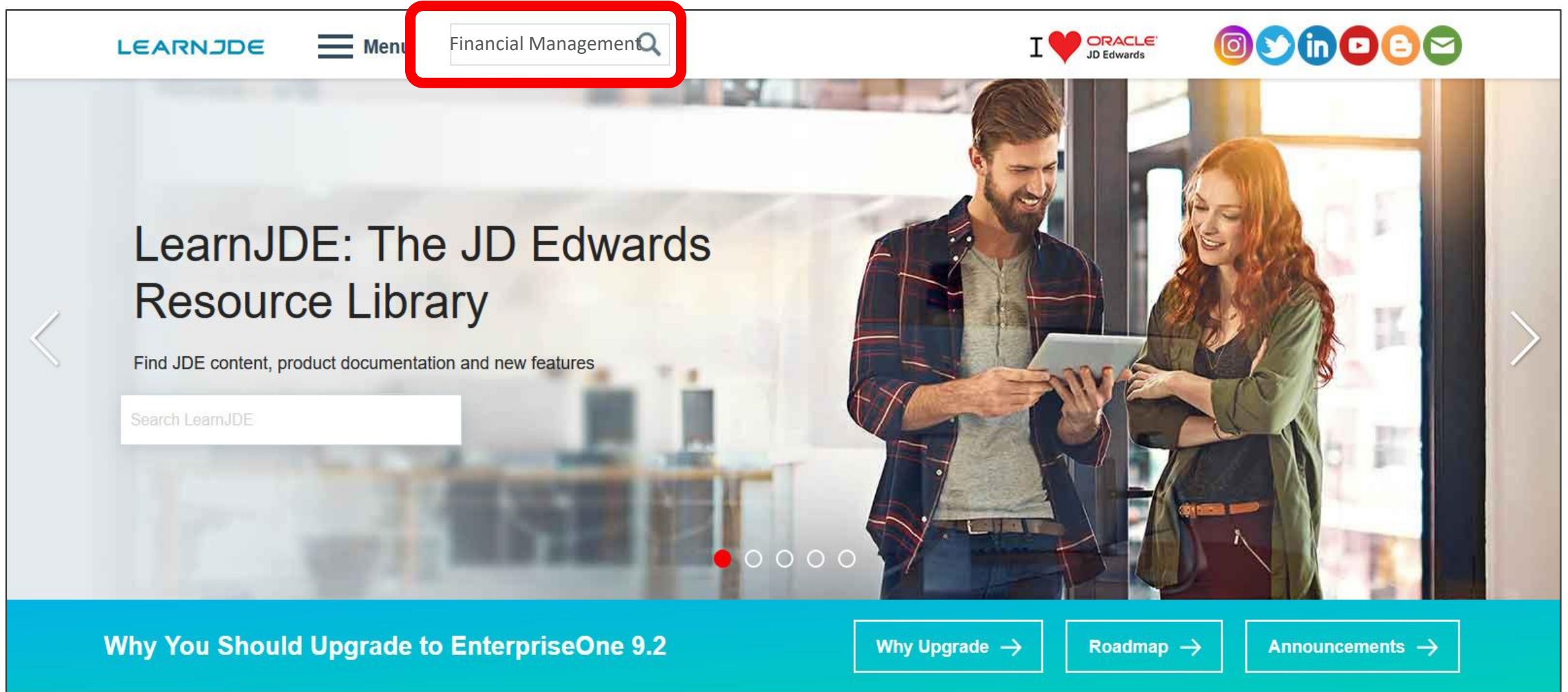
Investing in the Future

- Lease Accounting Standards - Multi-Currency Lease Processing
- Joint Venture Management - Cash Call Management
- Audit Trail for Batch Header
- Draft generating duplicate check number
- Enhancement to the credit workflow to see the media object
- Include invoice number in CTX format
- Prevent payment for unposted voucher

Resources



Search using 'Financial Management' on LearnJDE.com to Learn More



The screenshot shows the LearnJDE website interface. At the top left is the 'LEARNJDE' logo. Next to it is a menu icon and the word 'Menu'. A search bar is highlighted with a red rectangle, containing the text 'Financial Management' and a magnifying glass icon. To the right of the search bar are social media icons for Instagram, Twitter, LinkedIn, YouTube, Facebook, and Email, along with the 'I ♥ ORACLE JD Edwards' logo. The main content area features a large image of a man and a woman looking at a tablet. Overlaid on the left side of this image is the text 'LearnJDE: The JD Edwards Resource Library' and 'Find JDE content, product documentation and new features'. Below this text is a search bar with the placeholder 'Search LearnJDE'. At the bottom of the page is a teal banner with the text 'Why You Should Upgrade to EnterpriseOne 9.2' and three buttons: 'Why Upgrade →', 'Roadmap →', and 'Announcements →'.

LEARNJDE

Menu

Financial Management

I ♥ ORACLE JD Edwards

Instagram Twitter LinkedIn YouTube Facebook Email

LearnJDE: The JD Edwards Resource Library

Find JDE content, product documentation and new features

Search LearnJDE

Why You Should Upgrade to EnterpriseOne 9.2

Why Upgrade →

Roadmap →

Announcements →

Financial Management

A complete financial suite for a single source of truth that enables you to respond quickly to your changing environment, streamline your financial operations, and improve the accuracy of your financial reporting.

Description

Carousel of Applications

Content Organized by Role:
Decision Maker, Implementer,
User

Key Benefits

Accounts Payable

Accounts Receivable

General Ledger

Fixed Assets

Accounts Payable

Efficient and effective cash management through integration and flexibility that you need to optimize your payables process.

Efficient and Accurate Cash Management



Improve Supplier Relationships

Save time with self-service functionality for independent supplier review of vouchers and payments.



Negotiate More Favorable Supplier Contracts

Access account balance and total purchase information by suppliers and use this valuable information to leverage your organization's purchasing power for better terms and conditions



Efficient Invoice Processing

Automatically calculate taxes, discounts, and currency conversions based on your pre-configured specifications.



Get Started

- > Overview: Financials Overview
- > Overview: One View Reporting Solution Overview
- > Overview: Real-Time Summarization
- > Data Sheet: Accounts Payable
- > Data Sheet: One View Reporting for Financials



Implement

- > Accounts Payable Implementation Guide
- > One View Reporting User Guide
- > FAQ: Real-Time Summarization
- > FAQ: Real-Time Financial Reconciliation and Oracle Database In-Memory
- > Information Center: Accounts Payable Product



Use

- > Accounts Payable Implementation Guide
- > One View Reporting User Guide
- > Training: ILT/LVC - Accounts Payable
- > Year-End Documentation
- > Voucher Match Automation Process Functional Overview
- > One View Reporting for Financials Functional Overview
- > Information Center: Accounts Payable Product

Get more with Financials Support

- ❑ Access the Knowledge Management Articles:


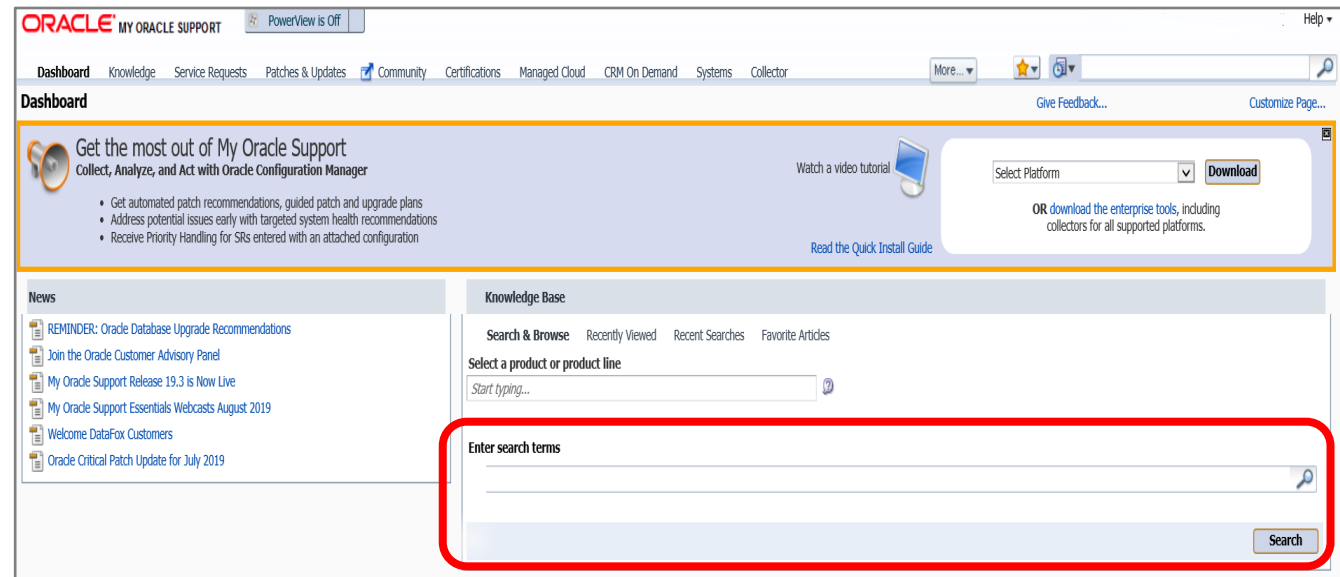
https://support.oracle.com/epmos/faces/KmHome?_afrc.ctrl-state=e08gnzzpw_4&_afrcLoop=316190227766592

- ❑ Ask your Questions and receive your Answers:

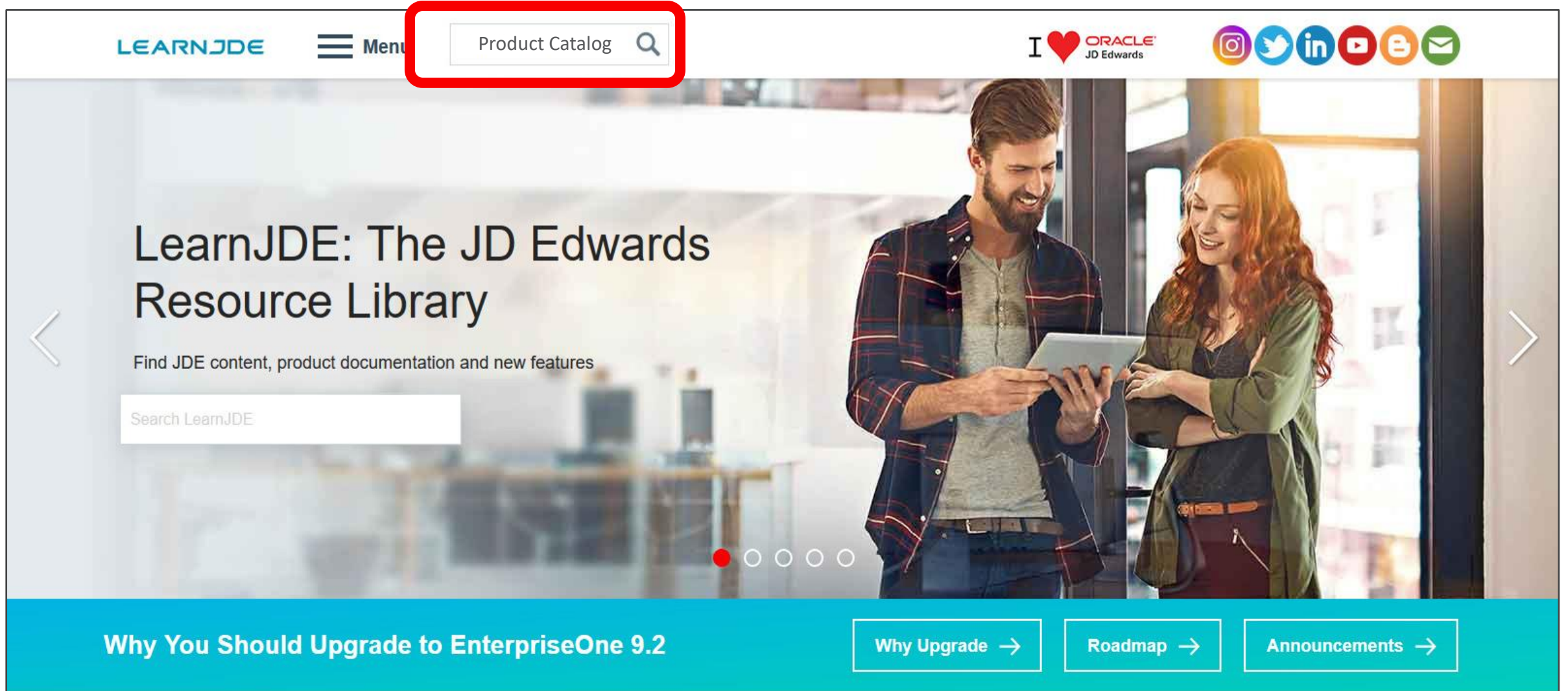
<https://community.oracle.com/community/support?nodeId=itemNodeCommunityHome813040311>

- ❑ Create a Service Request:

https://support.oracle.com/epmos/faces/SrHome?_afrc.ctrl-state=e08gnzzpw_4&_afrcLoop=316004252799998



Search using 'Product Catalog' on LearnJDE.com to Learn More



The screenshot shows the LearnJDE website homepage. The top navigation bar includes the 'LEARNJDE' logo, a menu icon, and a search bar containing the text 'Product Catalog' with a magnifying glass icon. To the right of the search bar are social media icons for Instagram, Twitter, LinkedIn, YouTube, Facebook, and Email, along with the 'I ♥ ORACLE JD Edwards' logo. The main content area features a large hero image of a man and a woman looking at a tablet. Overlaid on the left side of the hero image is the text 'LearnJDE: The JD Edwards Resource Library' and 'Find JDE content, product documentation and new features'. Below this text is a search input field labeled 'Search LearnJDE'. At the bottom of the page is a teal banner with the text 'Why You Should Upgrade to EnterpriseOne 9.2' and three buttons: 'Why Upgrade →', 'Roadmap →', and 'Announcements →'.

LEARNJDE

Menu

Product Catalog

I ♥ ORACLE JD Edwards

Instagram Twitter LinkedIn YouTube Facebook Email

LearnJDE: The JD Edwards Resource Library

Find JDE content, product documentation and new features

Search LearnJDE

Why You Should Upgrade to EnterpriseOne 9.2

Why Upgrade →

Roadmap →

Announcements →

Get more
details on all
new features
using the
Product
Catalog.


Oracle JD Edwards Product Catalog

EnterpriseOne

World

Be Informed – Get Your Social On





Simplified Diagnostics Collector

Delivered with Tools Release 9.2.3.4

NEW!!!

ORACLE® JD Edwards EnterpriseOne Server Manager [Documentation and Support](#)

Management Dashboard

Select Instance...

What do you want to do?

INSTALL

- Management Agents
- Manage Software
- Database Drivers

CONFIGURE

- Server Manager Users
- Server Groups

TRACK

- User Activity
- Server Activity
- Table Cache
- Health Check

Diagnostics

- Collect and Generate Diagnostics**

Collect and Generate Diagnostics

☒ Enterprise Server ☒ HTML Server ☒ Server Manager Console ☒ Data Security and Privacy

Deployment Server

Deployment Servers:

Select a profile(s) from the list below to capture the logs through the management agent.

☐ ESU Install Issue [?](#)

☐ OneWorld Client Install Files [?](#)

☐ Package Build Files [?](#) Pathcode of Package: Package Name:

☐ UBE Output [?](#) UBE Report Name:

☐ Server Management Agent Issue [?](#)

[Collect and Generate](#)

[Download Zip--JDEDEP](#)

Enterprise Server [Return To Top](#)

Enterprise Servers:

Select a profile(s) from the list below to capture the logs through the management agent.

☐ Enterprise Server Configuration and Logs [?](#)

☐ UBE Output [?](#) UBE Report Name:

☐ Server Management Agent Issue [?](#)

[Collect and Generate](#)

[Download Zip--LNXENT1_64Bit](#)

[Download Zip--LNXENT1_32Bit](#)

HTML Server [Return To Top](#)

HTML Servers:

Select a profile(s) from the list below to capture the logs through the management agent.

☐ HTML Logs [?](#)

•Simple interface to efficiently and automatically **collect diagnostic data and system information** using Server Manager

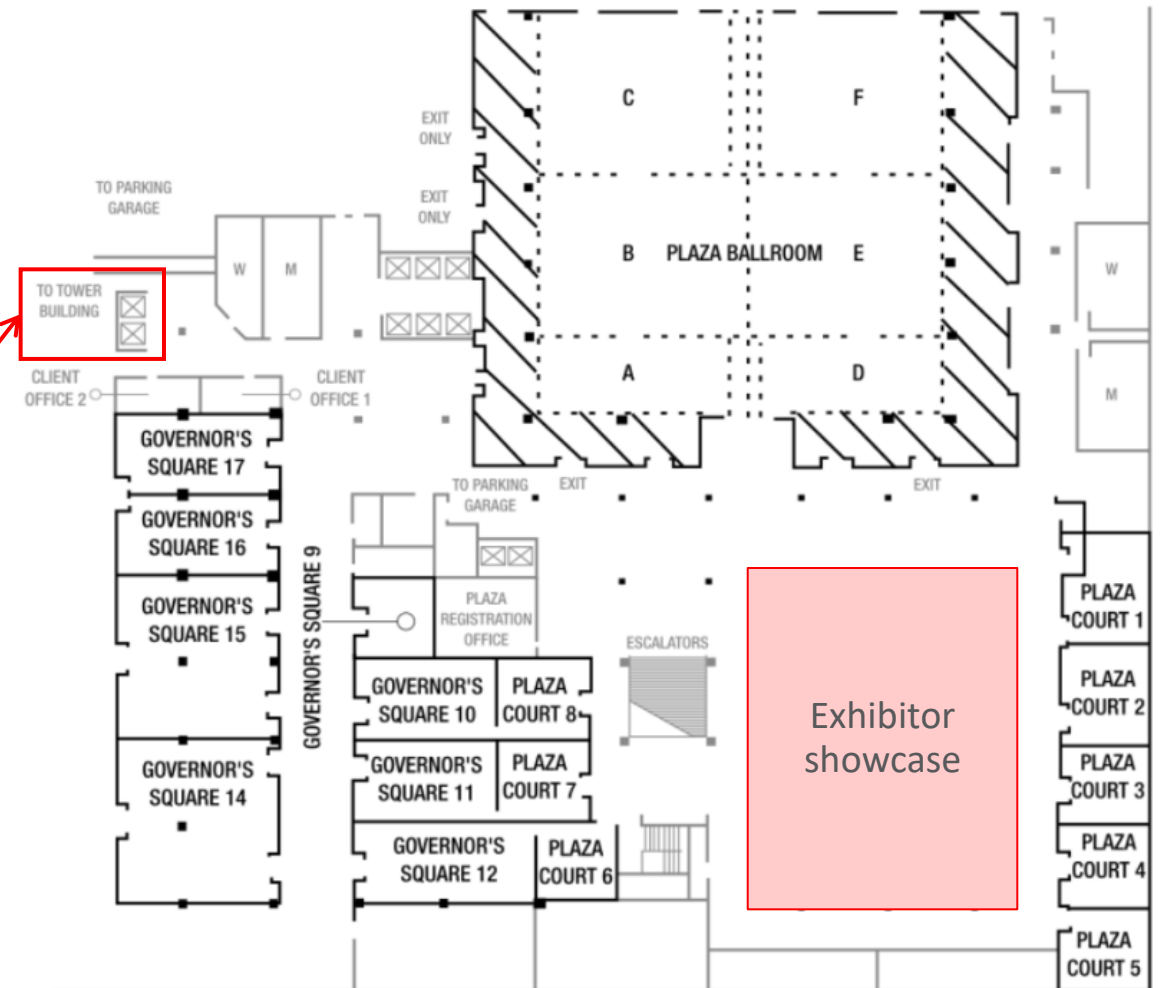
•JD Edwards: Simplified Diagnostics Collector (Collect and Generate in Server Manager) (Doc ID [2564285.2](#))

Must Attend Infocus Session!: **Simplified Diagnostics Collector**

- **Simplified Diagnostics Collector for JD Edwards EnterpriseOne,**
by Nick Velharticky and Kirk Harris

Thursday August 22 | 3:15 PM - 4:15 PM
#JDE-105640 | Tower Court A

- From the showfloor level take the Tower Building elevators to Tower 2nd level.



JD Edwards on Oracle Cloud

LearnJDE.com and JD Edwards on the Oracle Cloud community have the cloud resources you need

- From LearnJDE.com, click on the Explore button of “JD Edwards on Oracle Cloud” to find cloud information.

- Be sure to visit the My Oracle Support community for discussions and Q&A about JDE on the cloud:

https://community.oracle.com/community/support/jdedwards_enterpriseone/jd-edwards-on-the-oracle-cloud

Check this out!

JD Edwards on the Oracle Cloud (MOSC)
in JDEdwards EnterpriseOne (MOSC) ▾

LEARNJDE Menu

Home / JD Edwards and Oracle Cloud /

JD Edwards and Oracle Cloud

Optimize with IaaS, Extend with PaaS and Complement with SaaS.

Infrastructure as a Service Platform as a Service Software as a Service

Infrastructure as a Service

Running JD Edwards on Oracle IaaS enables you to use the computing, network, and storage capabilities of Oracle Cloud on a subscription basis and minimize costs incurred for hardware and routine maintenance.

JD Edwards delivers an easy-to-use One-Click Provisioning console that automates the process of deploying and scaling out an EnterpriseOne environment to Oracle Cloud. Configure your account details and orchestrate your deployment plan by choosing the EnterpriseOne components, server names, and virtual machine sizes to deploy.

ORACLE®

Get Ahead, Stay Ahead, Be Proactive

★ **Oracle Support: Get Proactive! (Doc ID 432.1)**

Modified: Jul 29, 2019 Type: SYSTEMDOC Status: PUBLISHED [EXTERNAL] Visibility: EXTERNAL



GET PROACTIVE

- Get Proactive Product Page Index ▶
- About Get Proactive ▶
- Questions? ▶

Stay Informed


- Advisor Webcasts ▶
- Learn My Oracle Support ▶
- Oracle Support Accreditation Series Index
- Oracle Support Events Calendar ▶
- Proactive Best Practices ▶
- Support Blogs and Newsletters ▶

My Oracle Support


Oracle Support Get Proactive Portfolio

Let us help you solve problems without having to log an SR – streamline and simplify your daily operations, reduce risks, maximize up-time, and lower your organizations costs through optimization. How? By Getting Proactive!




Optimize

Optimize your system performance, help keep your Oracle software and systems healthy.



Resolve

Discover capabilities and tools to help you resolve issues.



Upgrade

Leverage capabilities and tools to help guide you through the upgrade process.

Select a product to get started:

Don't see your product in the list? Contact the "Get Proactive Team" today.



Select
JD Edwards
from Doc ID
432.1



Integrated Cloud

Applications & Platform Services

ORACLE®