

ORACLE

PeopleSoft
RECONNECT

Kibana Analytics: How to get up and running

Session ID: 101500 | October 11, 2022

Sasank Vemana 

Director, PeopleTools Strategy

Oracle PeopleSoft

Forward looking statement

Safe Harbor

Statements in this presentation relating to Oracle's future plans, expectations, beliefs, intentions, and prospects are "forward-looking statements" and are subject to material risks and uncertainties. A detailed discussion of these factors and other risks that affect our business is contained in Oracle's Securities and Exchange Commission (SEC) filings, including our most recent reports on Form 10-K and Form 10-Q under the heading "Risk Factors." These filings are available on the SEC's website or on Oracle's website at <http://www.oracle.com/investor>. All information in this presentation is current as of June 2022 and Oracle undertakes no duty to update any statement in light of new information or future events.

Stay Informed

PeopleSoft Information Portal

Everything you need to
know in one place

www.peoplesoftinfo.com
or
oracle.com/peoplesoftinfo

PeopleSoft Video Channel


oracle.com/peoplesoftvfo

Delivered Features

oracle.com/peoplesoftcfotool

Product Roadmap

oracle.com/peoplesoftpfe



Blogs and Social

PeopleSoft Social Media

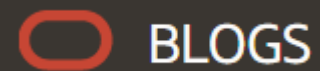
Get the latest updates
on PeopleSoft



https://twitter.com/PeopleSoft_Info



Group:
Oracle PeopleSoft Development



<https://blogs.oracle.com/peoplesoft/>



Let's unpack...

1.

Introduction

2.

Installation

3.

Lifecycle

4.

Deploy

5.

Build your own!

Power of the PeopleSoft Search Framework

Keyword Search

Deeper, free-form search of application data

Global Search

Search across all indexes or a specific group

Data Visualizations

Visualize indexed data as analytics

AI/ML Pipeline

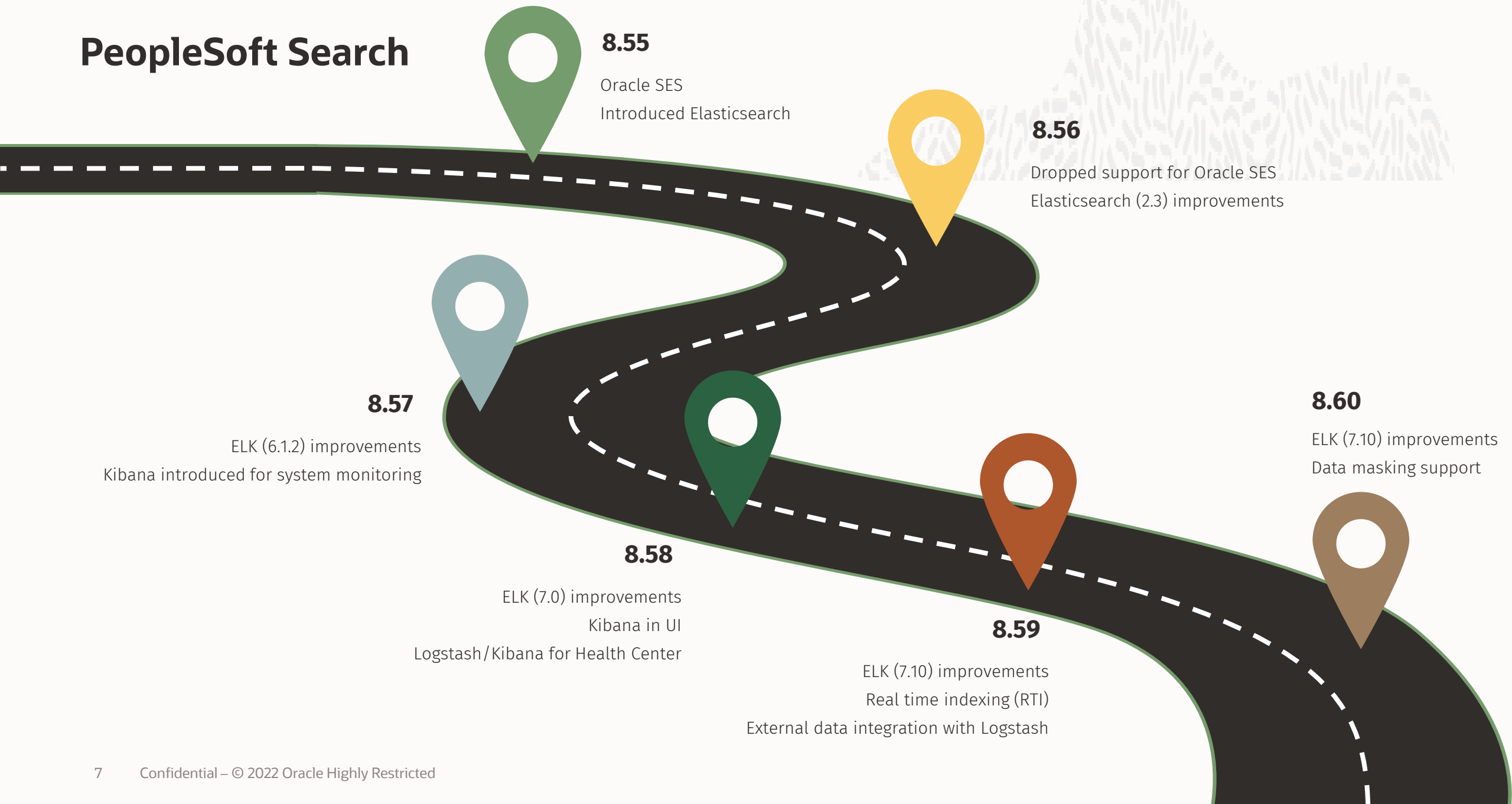
Enable intelligent integrations using Oracle Data Science

External Data Integration

Integrate external data using Logstash



PeopleSoft Search



8.55

Oracle SES
Introduced Elasticsearch

8.56

Dropped support for Oracle SES
Elasticsearch (2.3) improvements

8.57

ELK (6.1.2) improvements
Kibana introduced for system monitoring

8.58

ELK (7.0) improvements
Kibana in UI
Logstash/Kibana for Health Center

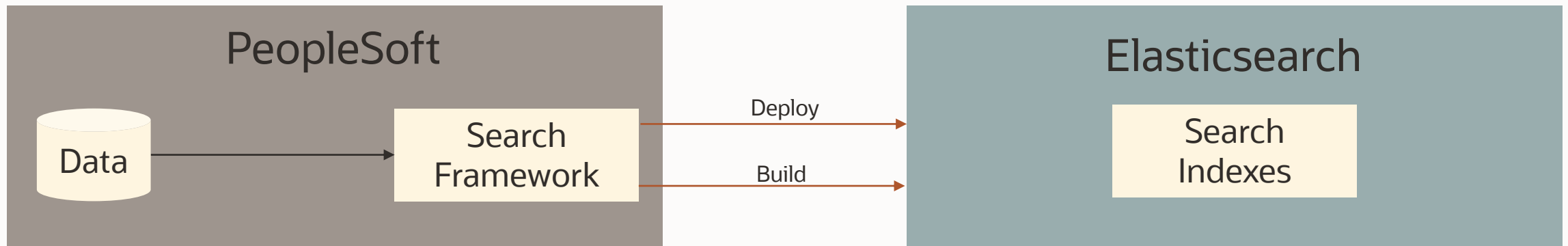
8.59

ELK (7.10) improvements
Real time indexing (RTI)
External data integration with Logstash

8.60

ELK (7.10) improvements
Data masking support

How does search work in PeopleSoft?



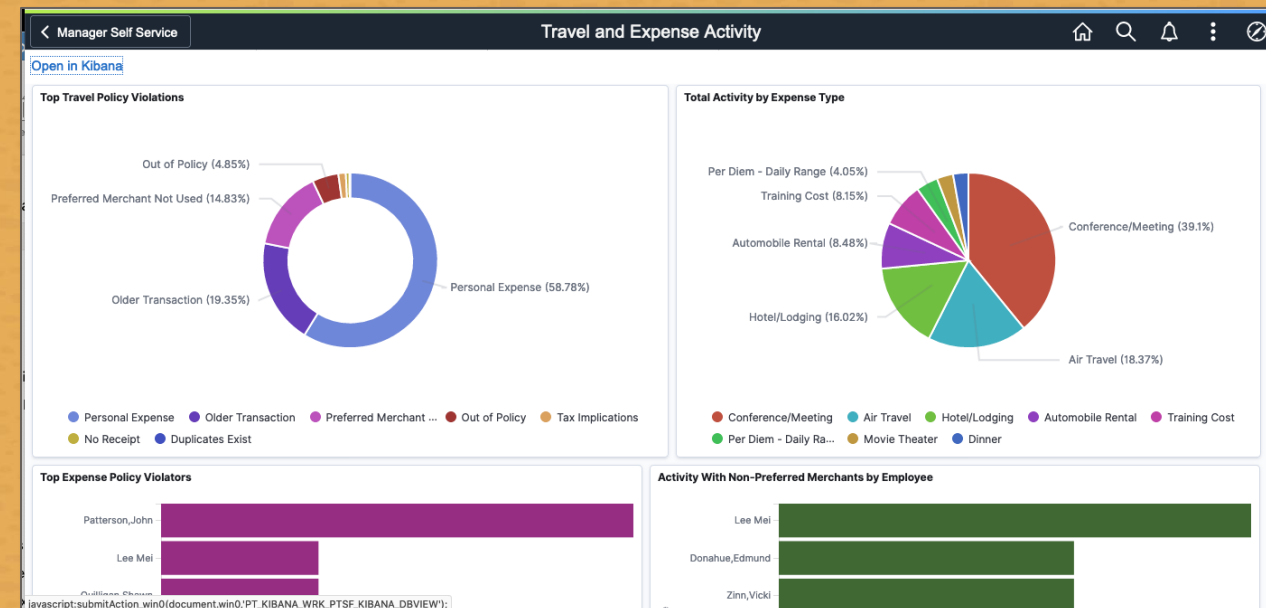
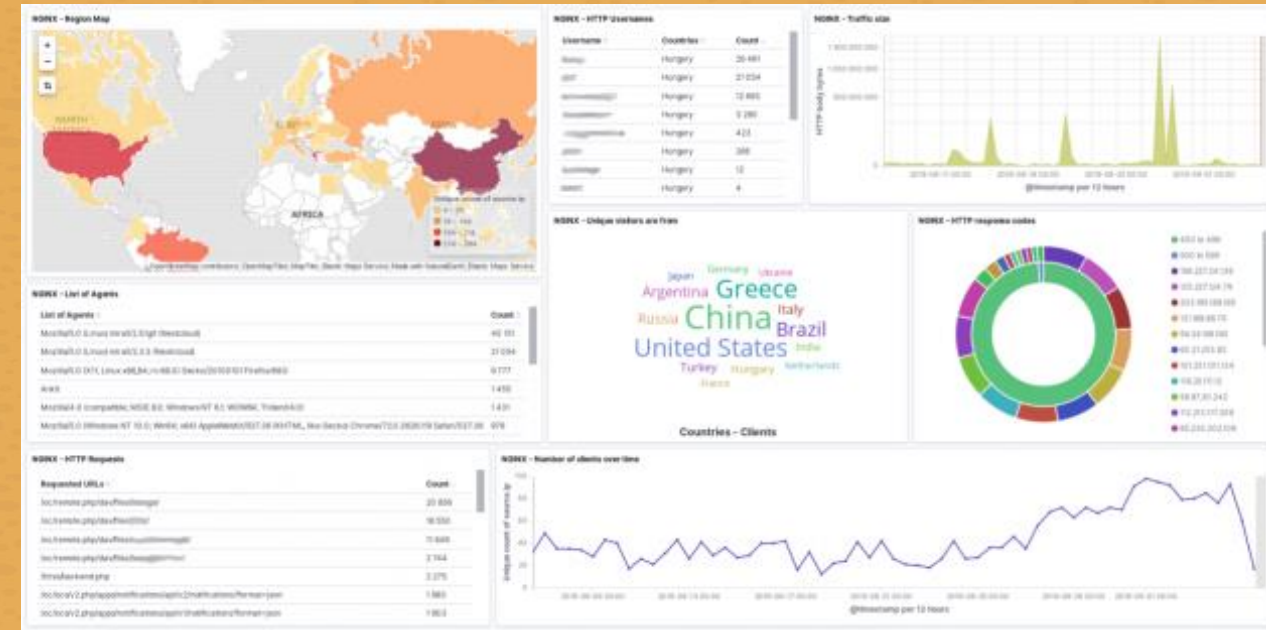
PeopleBooks Chapter:
[PeopleSoft Search Framework Architecture](#)

What is Kibana?



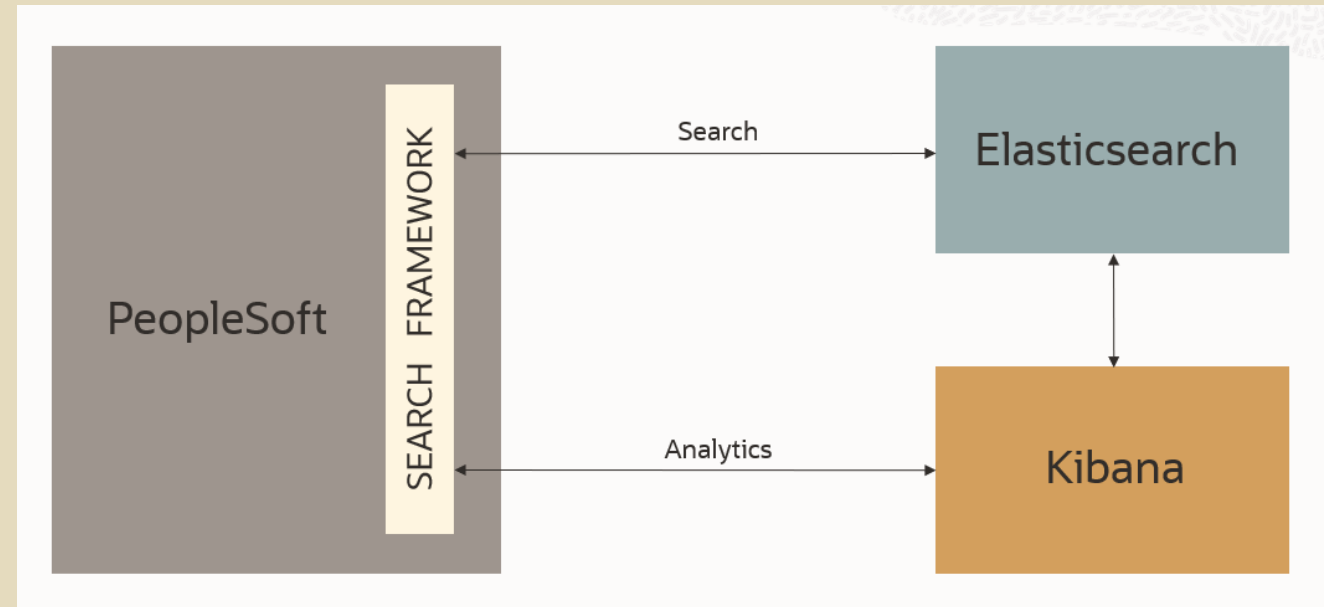
Kibana analytics

- Analytics and visualization platform from Elastic
 - Relies on Elasticsearch indexes
 - Multiple mechanisms to filter data
 - Flexible and intuitive interface with a variety of visualizations
 - Geographic distribution of data
 - Time series distribution of data

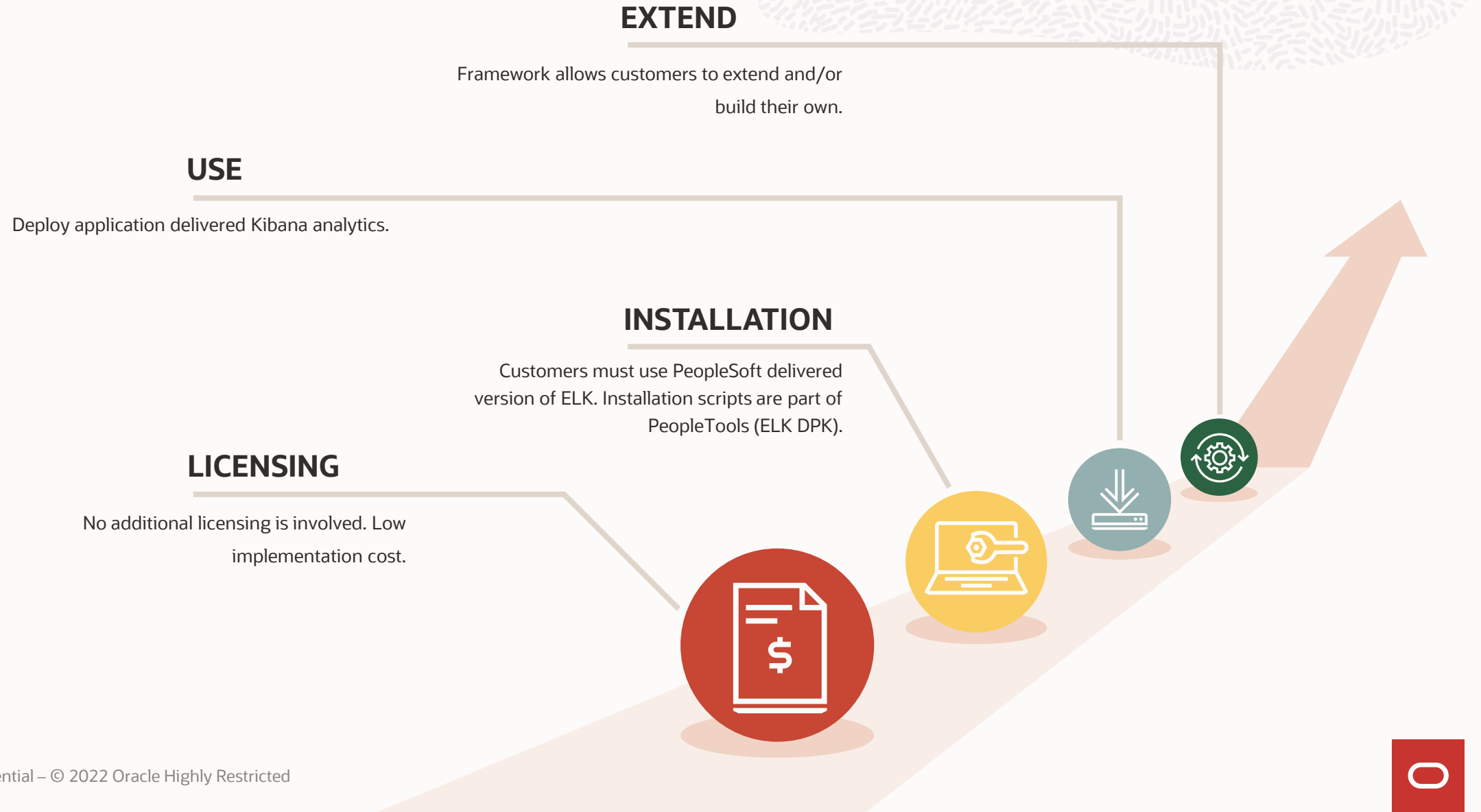


How does it work in PeopleSoft?

- Access Kibana analytics from within the PeopleSoft application
- Kibana uses preexisting application search indexes
- Security based on search authorization
- No load on the transactional database



Low cost and high value



Installation

1. PeopleTools delivered ELK DPK to install Elasticsearch, Logstash, and Kibana.
 1. Run the script interactively or run it in silent mode with prepared config file.
 2. Install Elasticsearch and Kibana together or separately.
 3. Install Kibana on same server where Elasticsearch is installed or install it on a separate server.
2. Connect Kibana to Elasticsearch.
3. Start the Kibana service.

Start with PeopleSoft Info Portal

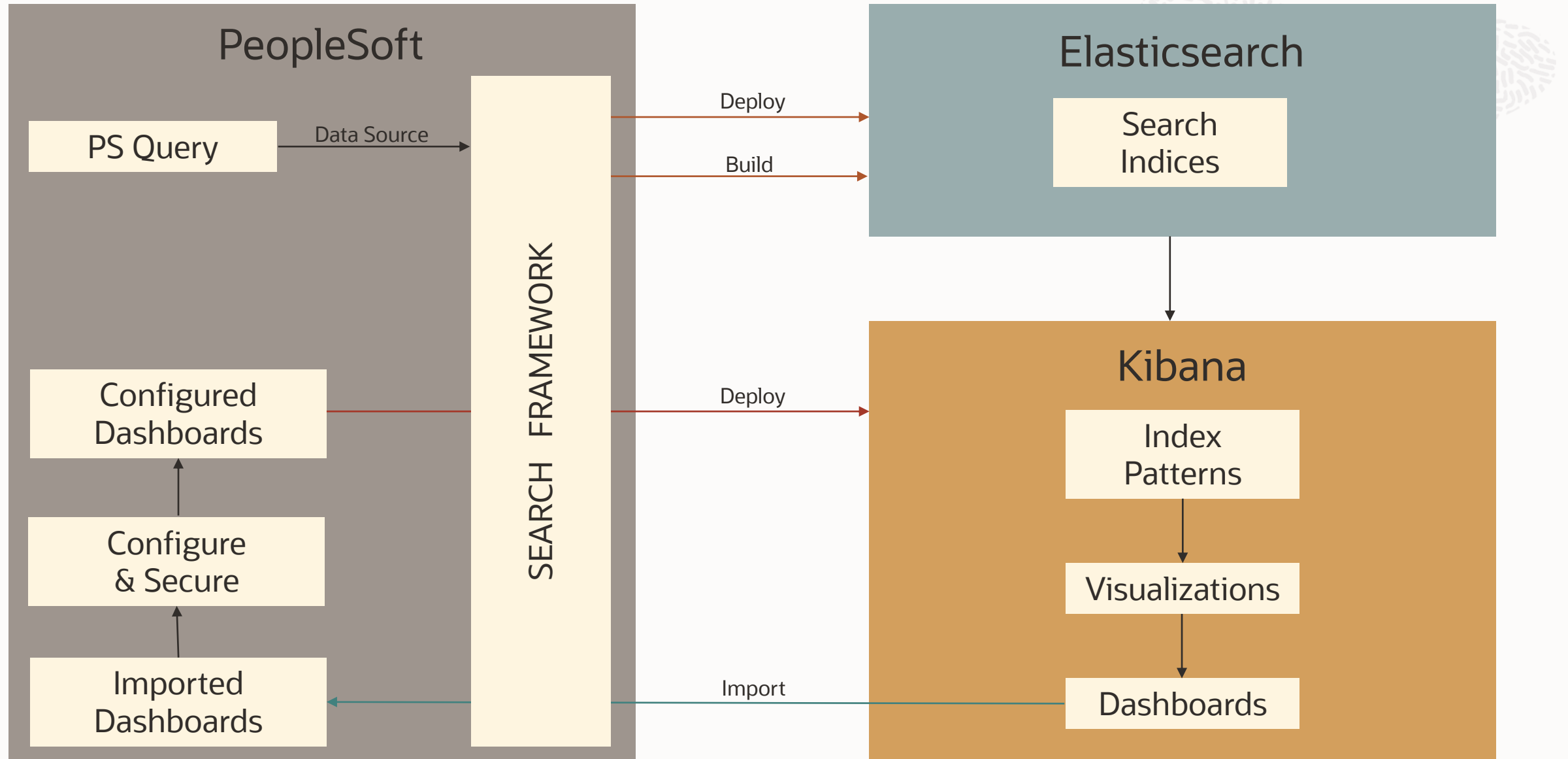
PeopleBooks: [Setting Up Kibana in PeopleSoft](#)

[ELK DPK Install Guide \(8.59\)](#)

[ELK DPK Install Guide \(8.58\)](#)

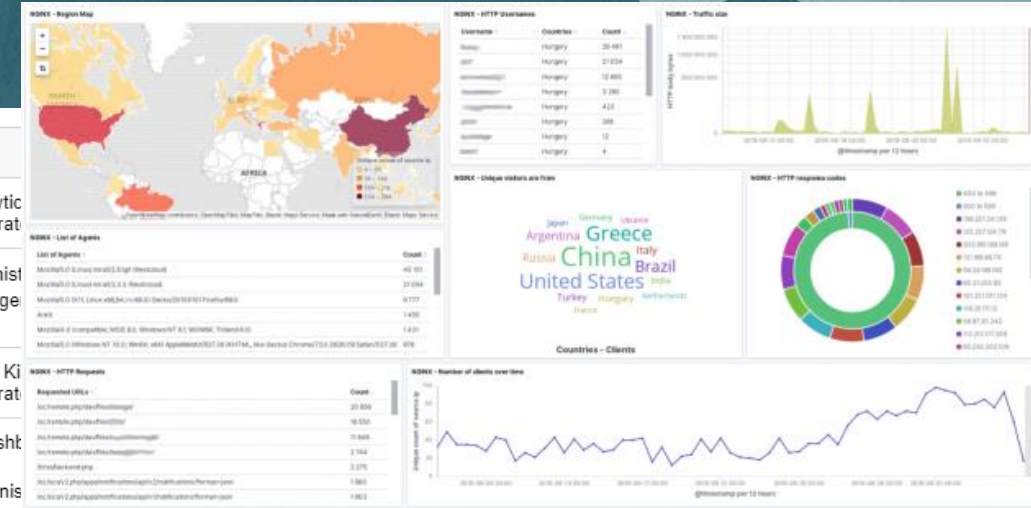


Lifecycle of Kibana



Delivered Kibana Analytics - HCM

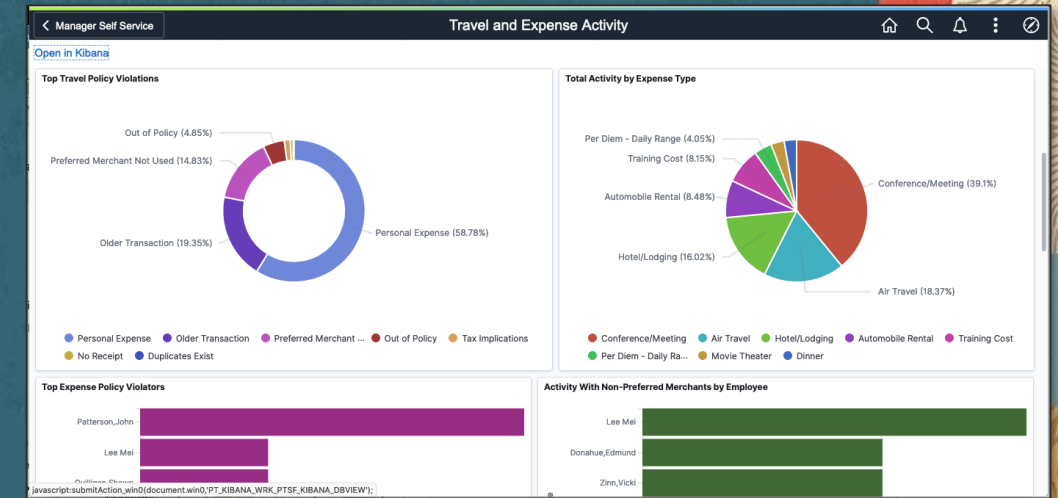
Search Definition	Dashboard Name	Tile Name	Role(s)
HC_HR_WF_DIVERSITY	Kibana Visualizer - Workforce Equity Dashboard	Workforce Equity Tile	HR Analytic Administrator
HC_TL_HC_TL_GBL_TIMESHEET, HC_TL_GBL_TIMESHEET_SCHEDULE	Kibana Visualizations: Reported Time Insight Dashboard	Reported Time Insight Tile	TL Administrator TL Manager Fluid
HC_GP_ABS_RQST	Kibana Visualizations: Absence Event Insights Dashboard	Absence Event Insight Tile	Absence Kibana Administrator
GP_KIB_ED_GN_SRCH, GP_KIB_ERN_DED_GN	Global Payroll Insights Dashboard	Global Payroll Insight Home	Fluid Dashboard GP Administrator
HC_HRS_APP_INDEX	Application Details Dashboard (see Using the PeopleSoft Fluid User Interface to View Kibana Visualizations for Recruiters)	Application - External vs Internal	Recruiter Fluid Recruiting Manager Fluid Recruitment Admin Fluid
HC_HR_PERSON	Kibana Visualizer - Workforce Composition Dashboard	N/A	Workforce Composition Admin
HC_BEN_BENEFIT_DEP, HC_BEN_BENEFIT_EE, HC_BEN_BENEFIT_HST2	Kibana Benefits Utilization Dashboard	Benefits Utilization Tile	Benefits Analyst Benefits Analytics Admin
HC_HS_INCIDENT_DATA	Kibana Visualizer - Incident Analytics Dashboard	Incident Analytics Tile	Health and Safety ADM Fluid
HC_HPY_MGMT_CHK_CAN, HC_HPY_CAT_CAN	Kibana Visualizer - Canada Payroll Cost Analytics Dashboard	Canada Payroll Cost Tile	NA Payroll Cost Analytics CAN
HC_HPY_MGMT_CHK_US, HC_HPY_CAT_US	Kibana Visualizer - U.S. Payroll Cost Analytics Dashboard	U.S. Payroll Cost Tile	NA Payroll Cost Analytics US



https://docs.oracle.com/cd/E52319_01/infoportal/pivot_grids.html#kibana-tab

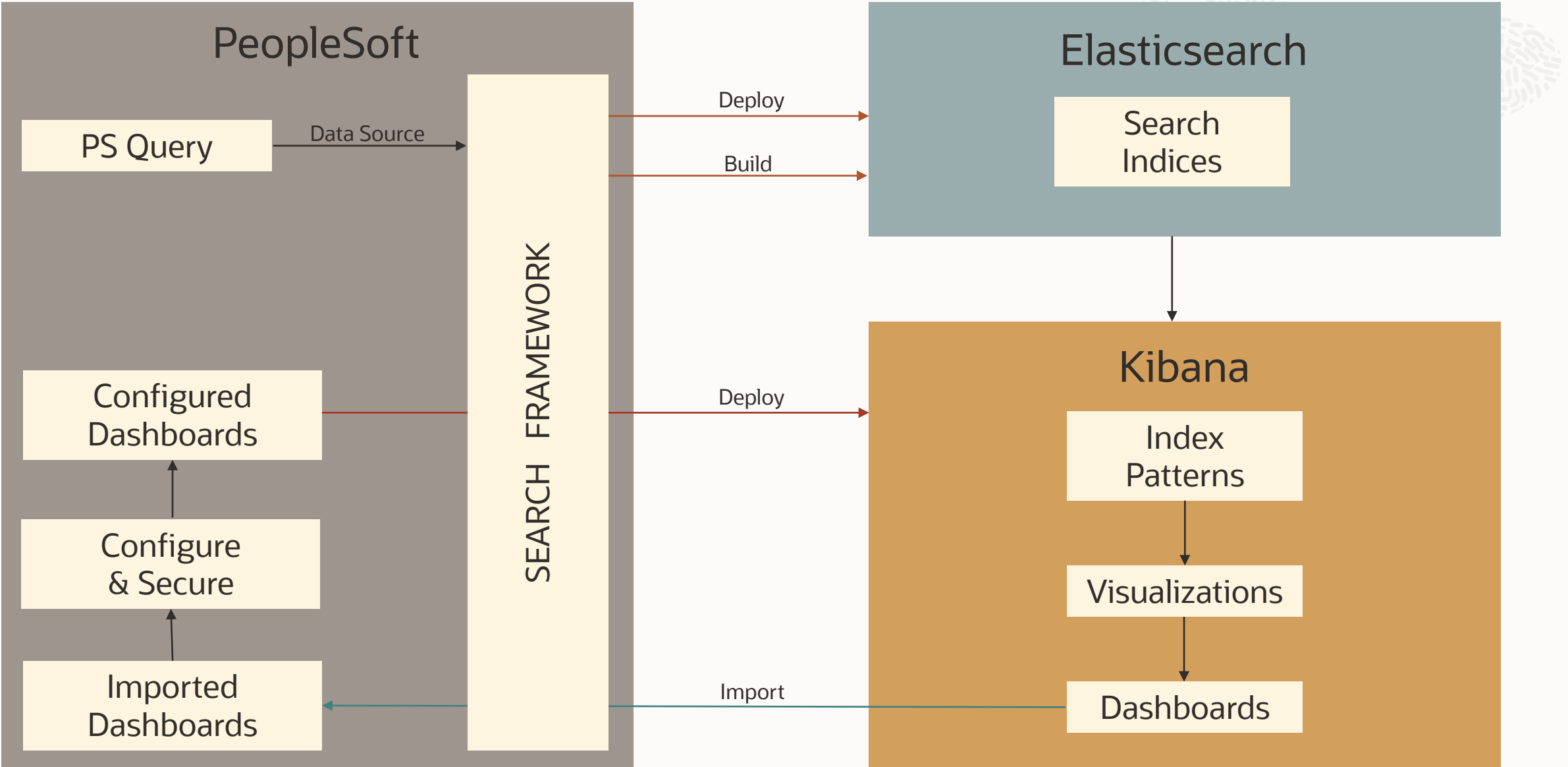
Delivered Kibana Analytics - FSCM

Search Definitions Used for Kibana	Product(s)	Kibana Dashboard(S)	Role(S) Assigned
EP_CA_HDR_KIB	Contracts	Using Kibana Dashboards for Contracts	Kibana CA Edit Privilege Kibana CA View Privilege
EP_EX_SRCH_RISK_EXCP_KIB	Expenses	Travel Policy Violations Dashboard	Kibana EX Edit Privilege Kibana EX View Privilege
EP_EX_SRCH_EMP_EXCP_KIB	Expenses	My Proxy Expense Activity Dashboard	Kibana EX Edit Privilege Kibana EX View Privilege
EP_EX_SRCH_PERF_OPR_KIB	Expenses	Performance & Operations Dashboard	Kibana EX Edit Privilege Kibana EX View Privilege
EP_GL_LEDGER_KIB	General Ledger	Financial Performance Analysis Dashboard	Kibana GL Edit Privilege Kibana GL View Privilege
EP_GL_JOURNAL_KIB	General Ledger	Financial Position Trending Dashboard GL Operational Insights Dashboard	Kibana GL Edit Privilege Kibana GL View Privilege
EP_GL_ACT_BUDG_LEDG_KIB	General Ledger	My Budget Dashboard Controller's Key Metrics Dashboard	Kibana GL Edit Privilege Kibana GL View Privilege
EP_WM_WO_RESOURCES_KIB	Maintenance Management	Work Order Labor Assignments Dashboard Work Order Asset Maintenance History Dashboard	Kibana MM Edit Privilege Kibana MM View Privilege
EP_AP_VOUCHERS	Payables	Early Detection and Monitoring Dashboard Trend Analysis Dashboard	Kibana AP Edit Privilege Kibana AP View Privilege
EP_PO_CONTRACT_KIB	Purchasing	Procurement Contracts Dashboard	Kibana PO Edit Privilege Kibana PO View Privilege
EP_PO_RECEIPTS_KIB	Purchasing	Purchasing Effectiveness Dashboard Purchasing Operations Dashboard	Kibana PO Edit Privilege Kibana PO View Privilege
EP_AR_ITEM_ACT_COLL	Receivables	Using Kibana Dashboards for Receivables	Kibana AR Edit Privilege Kibana AR View Privilege

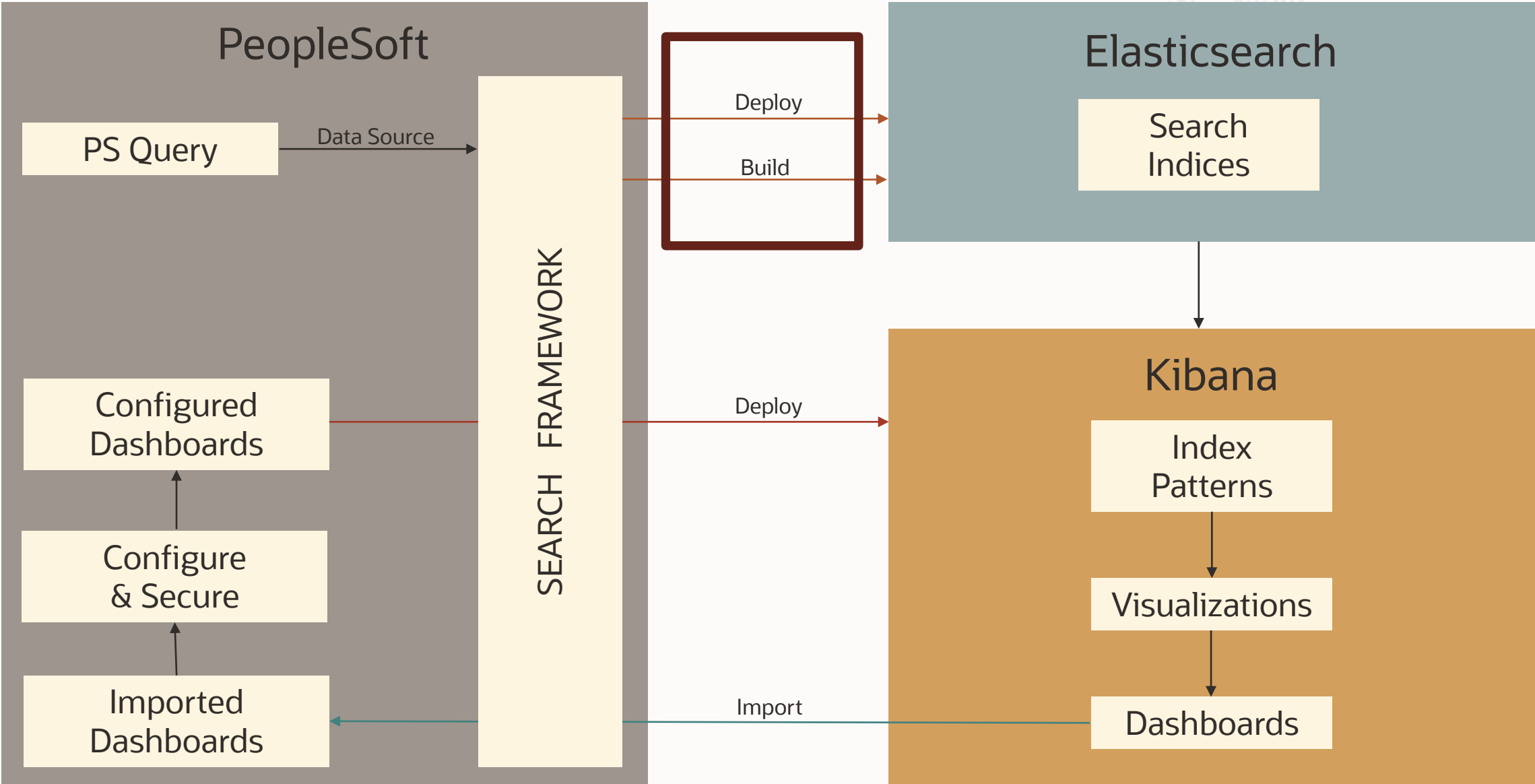


https://docs.oracle.com/cd/E52319_01/infoportal/pivot_grids.html#kibana-tab

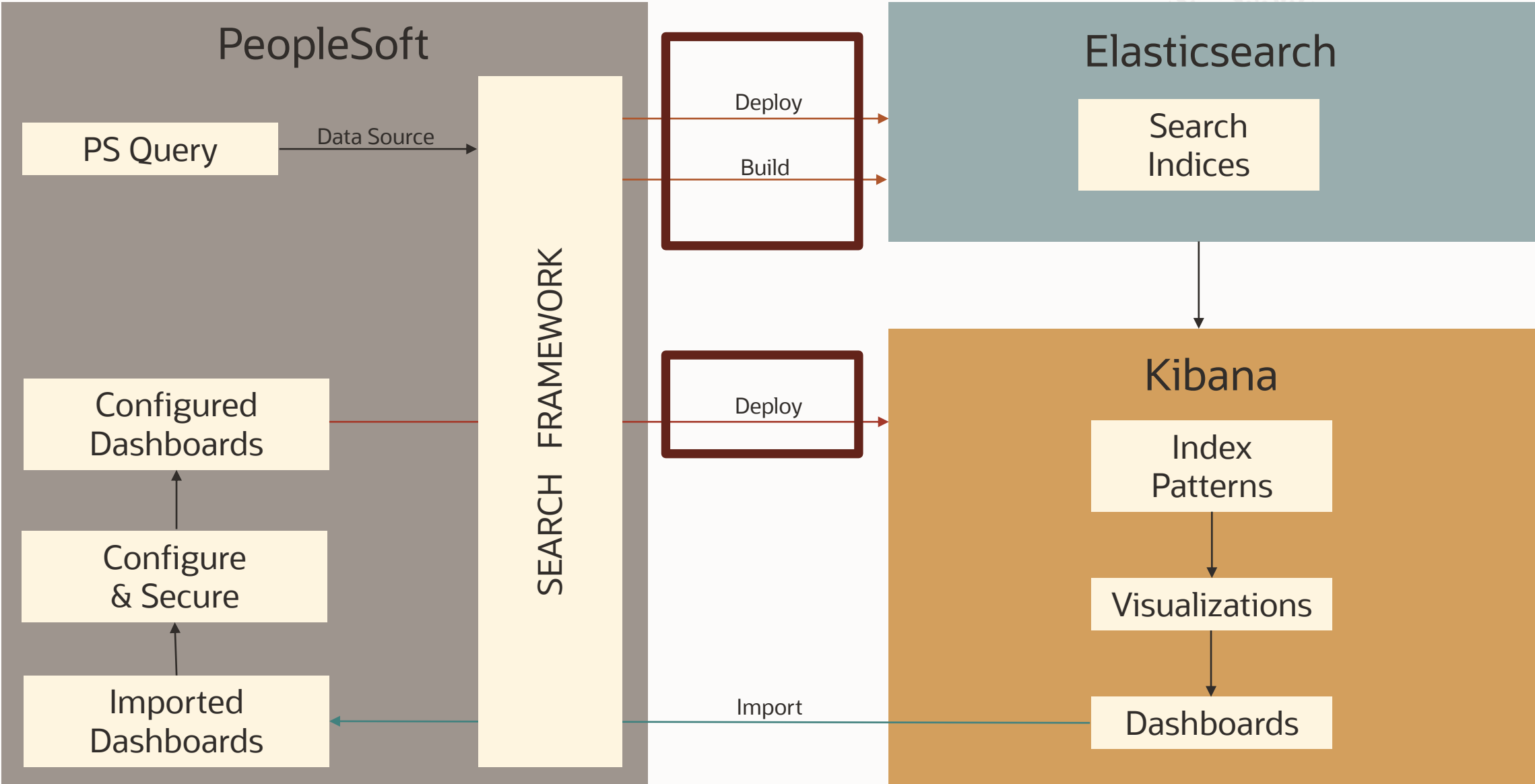
Steps to deploy delivered analytics



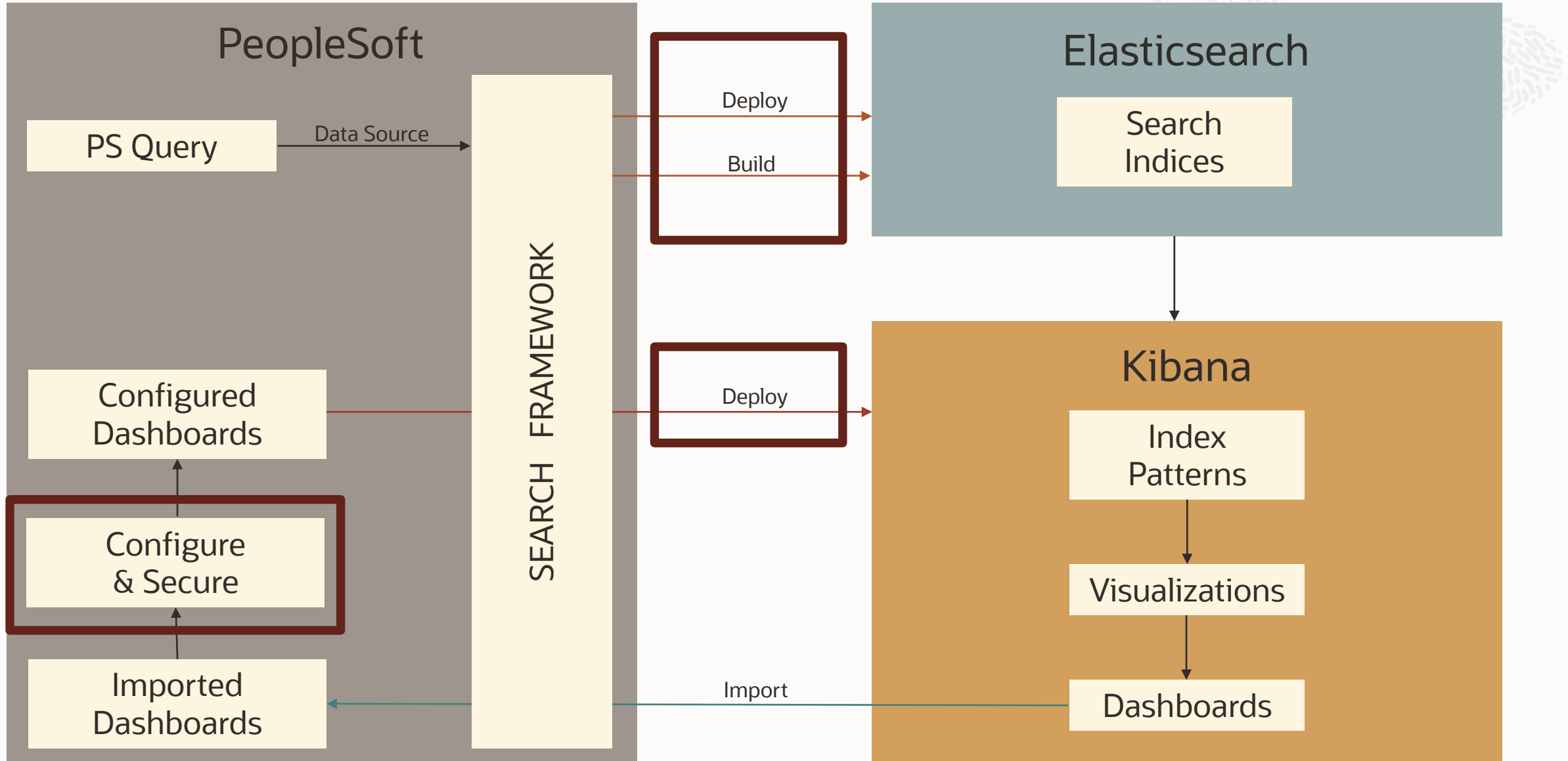
Steps to deploy delivered analytics



Steps to deploy delivered analytics



Steps to deploy delivered analytics



Reminder

Deploy before
using!!!

Manager Self Service Deploy Kibana Dashboards

Dashboards

19 rows

Dashboard Name	Deploy Status
Absence Event Insights	Undeployed
Global Payroll Insight Home	Undeployed
Absence Event Insight Tile	Undeployed
Global Payroll Insights	Undeployed
Application Details	Undeployed
Application External Internal	Undeployed
	Undeployed
	Undeployed
	Undeployed
	Undeployed
	Undeployed
	Undeployed
	Undeployed
	Undeployed
	Undeployed
	Undeployed
	Undeployed
	Undeployed
	Undeployed

Menu Search in Menu

Recruiting

Application Details

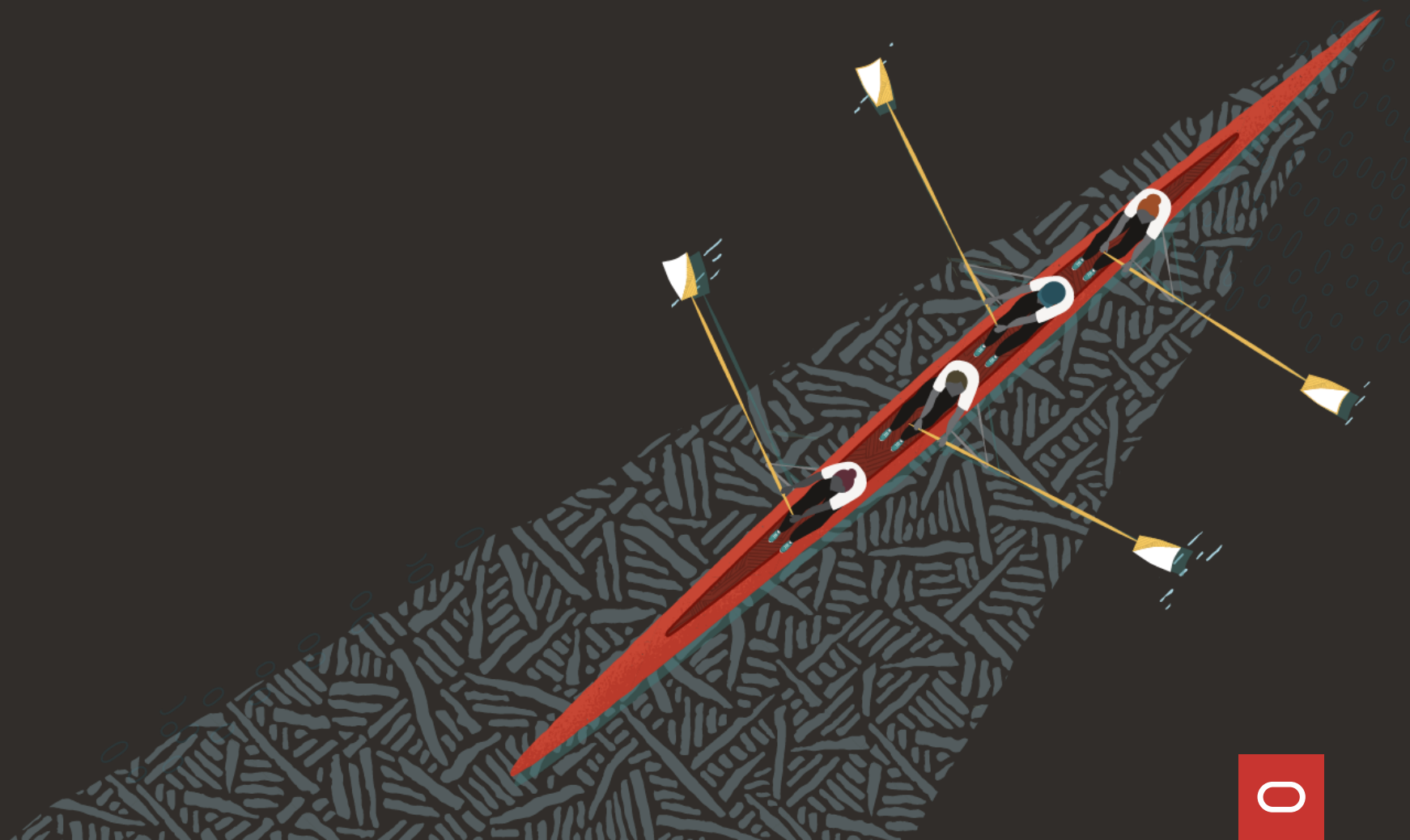
Dashboards

⚠ Could not locate that dashboard (id: e96c88b0-df3f-11eb-8e0c-f120949d1ede)

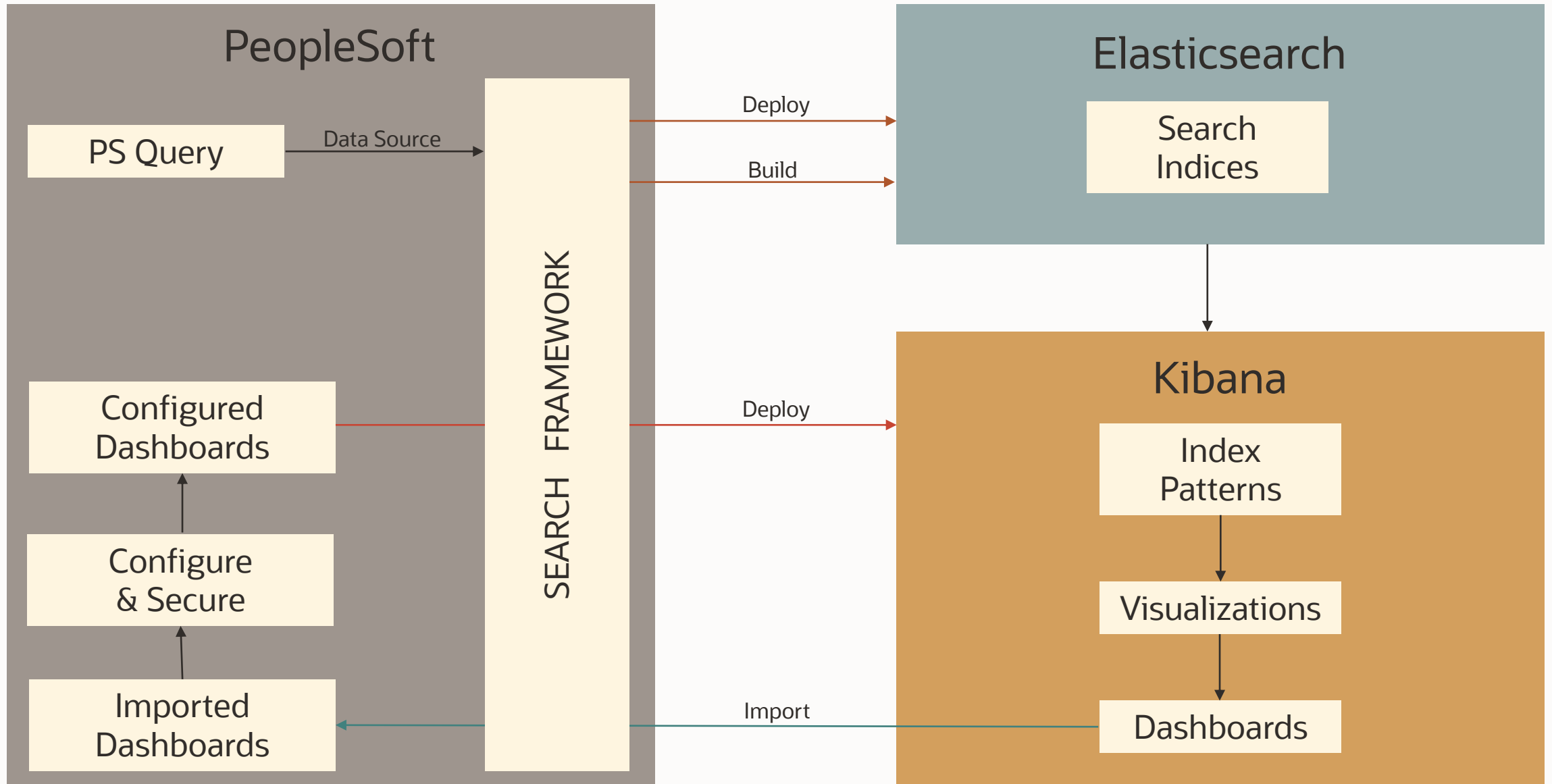
My Job Openings

0 Jobs

Build Your Own!



Lifecycle of Kibana



Data Source – PS Query/Connected Query

Records

Query

Expressions

Prompts

Fields

Criteria

Having

Dependency

Transformations

View SQL

Run

Query NameSV_IB_ASYNC_MSGDescriptionES IB Asynchronous MessagesFeed

Click folder next to record to show fields. Check fields to add to query. Uncheck fields to remove from query. Add additional records by clicking the records tab. When finished click the fields tab.

Chosen Records

AliasRecord

A

PSAPMSGPUBHDR - IB TransactionsHierarchy Join

Save

Save As

New Query

Preferences

Properties

Publish as Feed

Publish as Pivot Grid

New Union



Data Source – PS Query/Connected Query

Records

Query

Expressions

Prompts

Fields

Criteria

Having

Dependency

Transformations

View SQL

Run

Query Name

SV_IB_ASYNC_MSG

Description

ES IB Asynchronous Messages

Feed

Click folder next to record to show fields. Check fields to add to query. Uncheck fields to remove from query. Add additional records by clicking the records tab. When finished click the fields tab.

Chosen Records

Alias

Record

A

PSAPMSGPUBHDR - IB Transactions

Hierarchy Join

Save

Save As

New Query

Preferences

Properties

Publish as Feed

Publish as Pivot Grid

New Union

Records

Query

Expressions

Prompts

Fields

Criteria

Having

Dependency

Transformations

View

Query Name

SV_IB_ASYNC_MSG

Description

ES IB Asynchronous Messages

Add Expression

Drilling URL

'psp/EMPLOYEE/HRMS/c/IB_PROFILE.IB_MONITOR_DET.GBL?Page=IB_MONITOR_DET&Action=U&IBPUBTRANSACTIONID=%A.IBTRANSACTIONID%'

Use as Field

Edit



Data Source – PS Query/Connected Query

RecordsQueryExpressionsPromptsFieldsCriteriaHavingDependencyTransformationsView SQLRun

Query NameSV_IB_ASYNC_MSGDescriptionES IB Asynchronous Messages

Click folder next to record to show fields. Check fields to add to query. Uncheck fields to remove from query. Add additional records by clicking the records tab. When finished click the fields tab.

Chosen Records

Alias	Record
A	PSAPMSGPUBHDR - IB Transactions

SaveSave AsNew QueryPreferencesPropertiesPublish as FeedPublish as Pivot GridNew Union

RecordsQueryExpressionsPromptsFieldsCriteriaHavingDependencyTransformations

Query NameSV_IB_ASYNC_MSGDescriptionES IB Asynchronous Message

Add Prompt

Prompts List

Prompt	Edit	Delete
:1 = LASTUPDDTTM - Last Upd DtTm	Edit	—

RecordsQueryExpressionsPromptsFieldsCriteriaHavingDependencyTransformationsView

Query NameSV_IB_ASYNC_MSGDescriptionES IB Asynchronous Messages

Add Expression

Drilling URL

'psp/EMPLOYEE/HRMS/c/IB_PROFILE.IB_MONITOR_DET.GBL?Page=IB_MONITOR_DET&Action=U&IBPUBTRANSACTIONID=%A.IBTRANSACTIONID%'

Use as FieldEdit



Data Source – PS Query/Connected Query

RecordsQueryExpressionsPromptsFieldsCriteriaHavingDependencyTransformationsView SQLRun

Query NameSV_IB_ASYNC_MSGDescriptionES IB Asynchronous Messages

Click folder next to record to show fields. Check fields to add to query. Uncheck fields to remove from query. Add additional records by clicking the records tab. When finished click the fields tab.

Chosen Records

Alias	Record
A	PSAPMSGPUBHDR - IB Transactions

SaveSave AsNew QueryPreferencesPropertiesPublish as FeedPublish as Pivot GridNew Union

RecordsQueryExpressionsPromptsFieldsCriteriaHavingDependencyTransformationsView SQLRun

Query NameSV_IB_ASYNC_MSGDescriptionES IB Asynchronous Messages

Add Prompt

Prompts List

Prompt	Edit	Delete
:1 = LASTUPDDTTM - Last Upd DtTm	Edit	—

RecordsQueryExpressionsPromptsFieldsCriteriaHavingDependencyTransformationsView SQLRun

Query NameSV_IB_ASYNC_MSGDescriptionES IB Asynchronous Messages

Add Expression

Drilling URL

'psp/EMPLOYEE/HRMS/c/IB_PROFILE.IB_MONITOR_DET.GBL?Page=IB_MONITOR_DET&Action=U&IBPUBTRANSACTIONID=%A.IBTRANSACTIONID%'

Use as Field

RecordsQueryExpressionsPromptsFieldsCriteriaHavingDependencyTransformationsView SQLRun

Query NameSV_IB_ASYNC_MSGDescriptionES IB Asynchronous Messages

Add CriteriaGroup Criteria

Criteria

Logical	Expression1	Condition Type	Expression 2	Edit	Delete
	A.LASTUPDDTTM - Last Update Date/Time	not less than	:1	Edit	—

28 Confidential – © 2022 Oracle Highly Restricted

Search Framework – Search Definition

General

Map Search Attributes

Attachment Properties

Security

Advanced

Compor

General Settings

Search Definition

SV_IB_ASYNC_MSG

Description

IB Async Msg

Object Owner ID

PeopleTools

Source Information

Source Type

Query

*Source Name

SV_IB_ASYNC_MSG

View

Search Result Field Mapping

*Last Modified Date Time

A.LASTUPDDTTM

*URL Link

URL

Title

Service Operation: %A.IB_OPERATIONNAME%



Search Framework – Search Definition

General

Map Search Attributes

Attachment Properties

Security

Advanced

Component Mapping

General

Map Search Attributes

Attachment Properties

Security

Advanced

Component Mapping

Search Attribute Mapping

Search Definition

SV_IB_ASYNC_MSG

Description

IB Async Msg

Fields Included in the Index

1-26 of 26

	Query Name	Query Field Name	Field to Index	Attribute Name	Attribute Display Name	Is Faceted
1	SV_IB_ASYNC_MSG	A.IBTRANSACTIONID	<input checked="" type="checkbox"/>	IBTRANSACTIONID	Transaction ID	<input type="checkbox"/>
2	SV_IB_ASYNC_MSG	A.EXTOPERATIONNAME	<input checked="" type="checkbox"/>	EXTOPERATIONNAME	External Service Name	<input type="checkbox"/>
3	SV_IB_ASYNC_MSG	A.IB_OPERATIONNAME	<input checked="" type="checkbox"/>	IB_OPERATIONNAME	Service Operation	<input type="checkbox"/>
4	SV_IB_ASYNC_MSG	A.EXTERNALMESSAGEID	<input type="checkbox"/>			<input type="checkbox"/>
5	SV_IB_ASYNC_MSG	A.PUBNODE	<input checked="" type="checkbox"/>	PUBNODE	Publishing Node	<input checked="" type="checkbox"/>
6	SV_IB_ASYNC_MSG	A.QUEUENAME	<input checked="" type="checkbox"/>	QUEUENAME	Queue Name	<input type="checkbox"/>
7	SV_IB_ASYNC_MSG	A.QUEUESEQID	<input checked="" type="checkbox"/>	QUEUESEQID	Queue Sequence ID	<input type="checkbox"/>
8	SV_IB_ASYNC_MSG	A.SUBQUEUE	<input checked="" type="checkbox"/>	SUBQUEUE	Sub Queue	<input type="checkbox"/>

Search Framework – Search Definition

General

Map Search Attributes

Attachment Properties

Security

Advanced

Component Mapping

General

Map Search Attributes

Attachment Properties

Security

Advanced

Component Mapping

General

Map Search Attributes

Attachment Properties

Security

Advanced

Component Mapping

Security Settings

Search Definition

SV_IB_ASYNC_MSG

Description

IB Async Msg

Security Option

☒ No Security

☐ Source Level Security

☐ Document Level Security

Save

Save As

General

Map Search Attributes

Attachment Properties

Security

Advanced

Component Mapping

7	SV_IB_ASYNC_MSG	A.QUEUESEQID	<input checked="" type="checkbox"/>	QUEUESEQID	Queue Sequence ID	<input type="checkbox"/>
8	SV_IB_ASYNC_MSG	A.SUBQUEUE	<input checked="" type="checkbox"/>	SUBQUEUE	Sub Queue	<input type="checkbox"/>

26

Is Faceted

☐

☐

☐

☐

☒

☐

☐

☐



Search Framework – Search Category, Search Context

General

Advanced Search Fields

Facets

Custom Search Page

Display Fields

General Settings

Search Category Name

SV_IB_ASYNC_MSG

*Description

IB Async Msg

Duplicates

Use API

☒ Search Group

Object Owner ID

PeopleTools

1-1 of 1

*Search Definition	Description		
SV_IB_ASYNC_MSG	IB Async Msg	+	-

Save

Save As

Return to Search

Previous in List

Next in List

Notify

General

Advanced Search Fields

Facets

Custom Search Page

Display Fields



Search Framework – Search Category, Search Context

General

Advanced Search Fields

Facets

Custom Search Page

Display Fields

General Settings

Search Category Name

SV_IB_ASYNC_MSG

*Description

IB Async Msg

Duplicates

Use API

☒ Search Group

Object Owner ID

*Search Definition

SV_IB_ASYNC_MSG

Save

Save As

Return to Search

Previous in List

Define Search Context

Add search groups which can be displayed for this context.

Context Type

Home Page

Search Context

19-20 of 20

View All

	Default	Sequence	*Search Category Name	Description		
19	<input type="checkbox"/>	19	GP_PI_SRCH	Global Payroll	+	-
20	<input type="checkbox"/>	20	SV_IB_ASYNC_MSG	IB Async Msg	+	-

General

Advanced Search Fields

Fac



Search Framework – Deploy Search Definition

Deploy Search Definition

Deploy Search Category

Deploy Search Definition

Deploy definition to search server

*Search Instance

PTSF_DEFAULT

Search Category Name

Filter by name

Deploy Search Definition

1-49 of 49

		Definition	Description	Deploy Status	Crawl Status	Run Date/Time	User/Run Control ID	Index Settings
<input type="checkbox"/>	1	EOFD_FLUID_DISCUSSIONS	Fluid Discussions	Deployed	Successful	09/27/2021 6:02:30PM	PS / EOFD_FLUID_DISCUSSIONS_FU	Index Settings
<input type="checkbox"/>	2	GP_KIB_ED_GN_SRCH	GP Kibana G/N & ED srch defn	Deployed	Successful	09/27/2021 6:06:39PM	PS / GP_KIB_ED_GN_SRCH_FULL	Index Settings
<input type="checkbox"/>	48	PTWL_GEN_MSG_WL	Worklist Note	Deployed	Successful	09/27/2021 6:02:32PM	PS / PTWL_GEN_MSG_WL_FULL	Index Settings
<input type="checkbox"/>	49	SV_IB_ASYNC_MSG	IB Async Msg	Deployed	Successful	09/27/2021 6:02:32PM	PS / SV_IB_ASYNC_MSG_FULL	Index Settings

Select All

Report Sync Issues

Audit

Deploy

Undeploy

Update

Delete

Deploy Search Definition | Deploy Search Category



Search Framework – Build Search Index

Build Search Index

Run Control IDSV_IB_ASYNC_MSG_FULLReport ManagerProcess MonitorRun

*Search InstancePTSF_DEFAULT

*Search DefinitionSV_IB_ASYNC_MSG

Indexing type

☒ Full index

☐ Incremental Index

Language Option

☒ Base Language

☐ All Languages

Full Indexing Criteria

Number of days to index0Index Start Date01/01/1900

Previous schedule details

Previous schedule statusSuccess

Last Successful Index Built On09/27/2021 6:02:32PM

AE StatusSchedule success

Details

Process Instance409643Message Log

Run Control IDSV_IB_ASYNC_MSG_FULL

User IDPS

Indexing typeFull index

Language OptionBase Language

Date Range

Start Date

End Date


Partition Count

Run

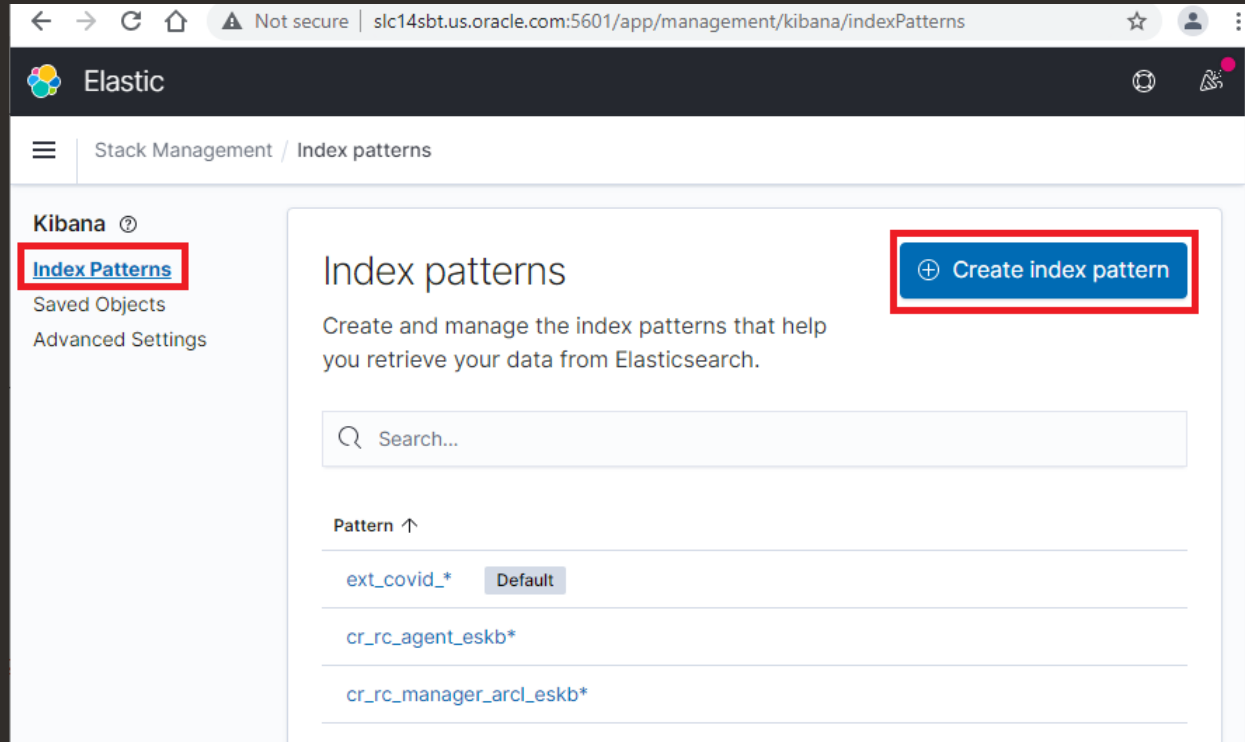
SaveReturn to SearchPrevious in ListNext in ListNotifyAddUpdate/Display

32

Confidential – © 2022 Oracle Highly Restricted



Kibana – Create Index Pattern



Kibana – Create Index Pattern

← → ↻ 🏠 ⚠ Not secure | slc14sbt.us.oracle.com:5601/app/management/kibana/indexPatterns ☆ 👤 ⋮

Elastic 🔍 🛠

☰ Stack Management / Index patterns

☰ Stack Management / Index patterns / Create index pattern

Kibana 🛠

[Index Patterns](#)

Saved Objects

Advanced Settings

Create index pattern

An index pattern can match a single source, for example, `filebeat-4-3-22` , or **multiple** data sources, `filebeat-*` .

[Read documentation](#) 🔗

Step 1 of 2: Define an index pattern

Index pattern name

are not allowed.

☐ Include system and hidden indices

Kibana – Create Index Pattern

← → ↻ 🏠 ⚠️ Not secure | slc14sbt.us.oracle.com:5601/app/m

Elastic

Stack Management / Index patterns

Stack Management / Index patterns / Create index pattern

Index Patterns

Saved Objects

Advanced Settings

Create index pattern

An index pattern can be used to search across multiple data sources. [Read document](#)

Step 1 of 2: Define an index pattern

Index pattern name

index-name-*

Use an asterisk (*) to match multiple indices. Spaces and the characters \, /, ?, ", <, >, | are not allowed.

☐ Include system and hidden indices

Next step >

Step 2 of 2: Configure settings

Specify settings for your **sv_ib_async_msg_*** index pattern.

Select a primary time field for use with the global time filter.

Time field

LASTUPDDTTM_ORCL_ES_ENG

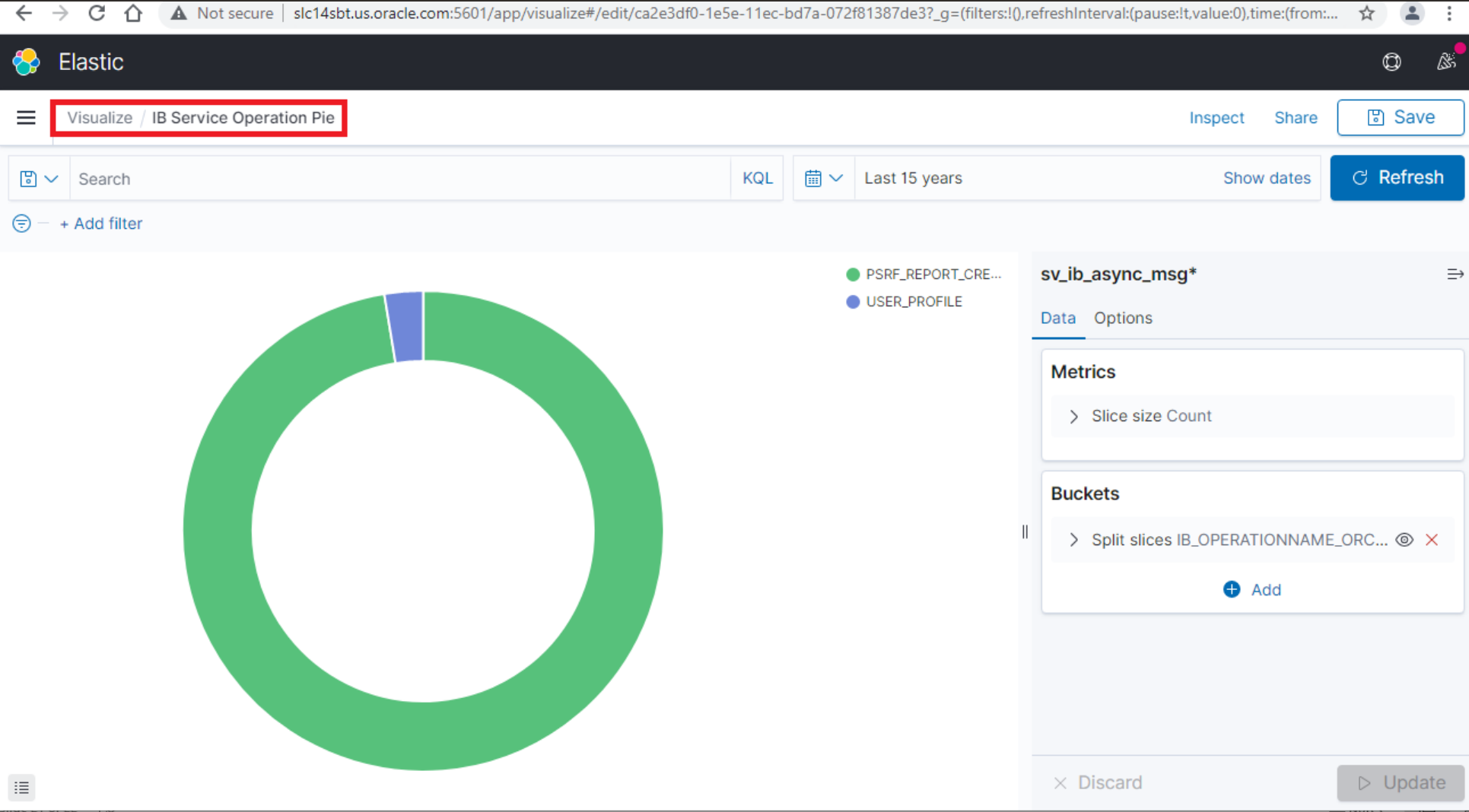
Refresh

< Back


Create index pattern






Kibana – Create Visualizations




Kibana – Create Dashboards

 Elastic






 Dashboards



Dashboards

 IB

Create dashboard

<input type="checkbox"/> Title	Description	Actions
<input type="checkbox"/> IB Tile Dashboard		
<input type="checkbox"/> IB Dashboard		

Rows per page: 20 

 1 



Kibana – Create Dashboards

Elastic

Elastic

Dashboard / Editing IB Tile Dashboard


Options Share Add Cancel Save + Create new

Search KQL Last 15 years Show dates Refresh

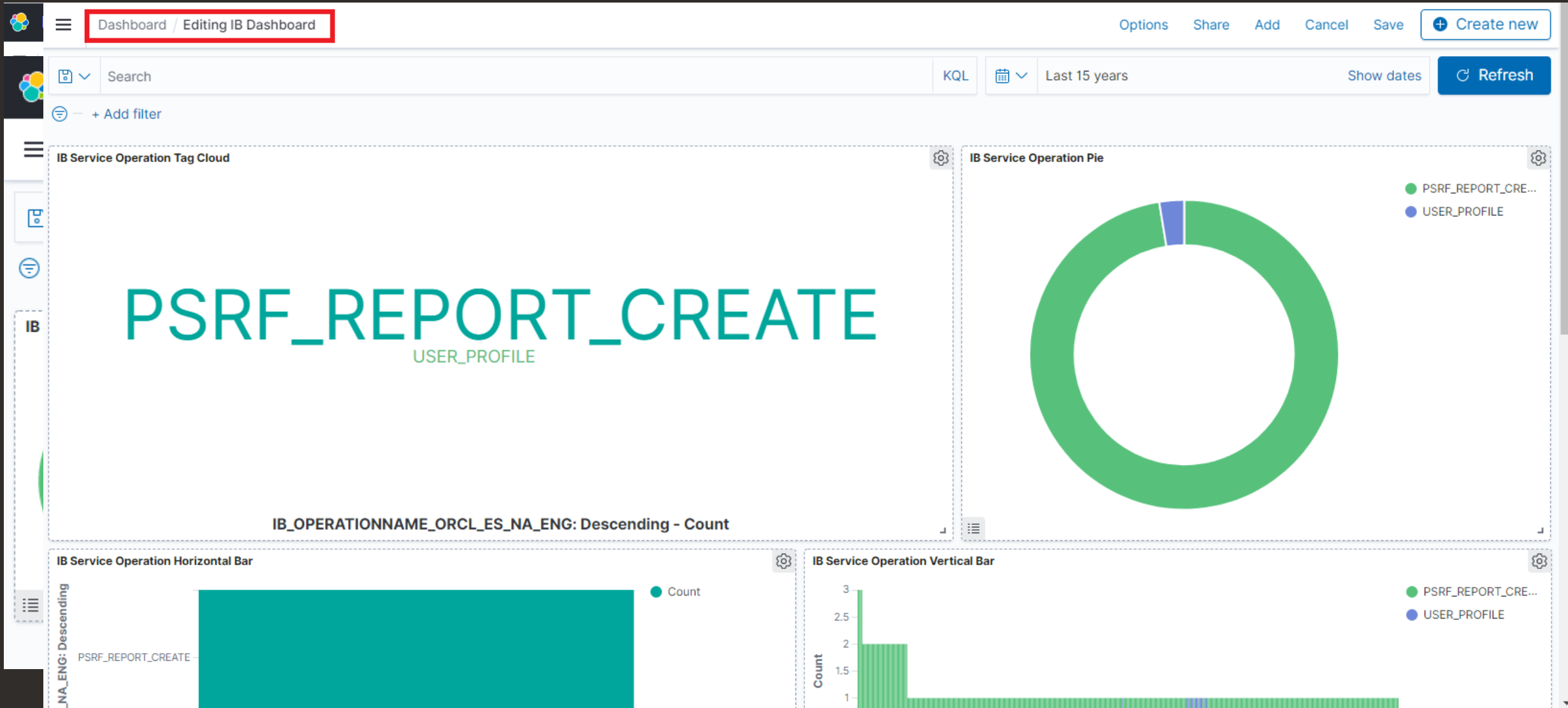
+ Add filter

IB Service Operation Pie






- PSRF_REPORT_CRE...
- USER_PROFILE



Kibana – Create Dashboards









PeopleSoft Kibana Admin – Import Dashboards from Kibana

< Manager Self Service **Import Kibana Dashboards**     

Select a Dashboard and click on Import. Repeat the steps for all Dashboards. Click on Save.

Dashboards






<input type="checkbox"/> Name	File Name			
<input type="checkbox"/> Global Payroll Insights 	Global_Payroll_Insights.json	Import	+	-
<input checked="" type="checkbox"/> IB Dashboard 	IB_Dashboard.json	Import	+	-
<input checked="" type="checkbox"/> IB Tile Dashboard 	IB_Tile_Dashboard.json	Import	+	-
<input type="checkbox"/> Incident Analytics 	Incident_Analytics.json	Import	+	-
<input type="checkbox"/> Incident Analytics Tile 	Incident_Analytics_Tile.json	Import	+	-
<input type="checkbox"/> Reported Time Insight 	Reported_Time_Insight.json	Import	+	-

SaveAdd to Project

PeopleSoft Kibana Admin – Configure & Secure

< Tile

Configure Kibana Dashboards



Tile

Component Level

Filter

Search

Clear

Visualizations

11 rows

<input type="checkbox"/> Content Reference	Label	Full View	Full View App Class	Select	Tile View	Tile View App Class	Select	Height	Width
<input type="checkbox"/> SV_KB_IB_TILE	IB Async Messages	IB Dashboard			IB Tile Dashboard			1	2
<input type="checkbox"/> HC_WORKFORCE_EQUITY	Workforce Equity	Workforce Equity			Workforce Equity Tile			1	2
<input type="checkbox"/> HC_US_PAYROLL_INSIGHT_FL	U.S. Payroll Cost Analytics	U.S. Payroll Cost Analytics			U.S. Payroll Cost Tile			1	2
<input type="checkbox"/> HC_TL_RPTD_TIME_DBRD_FL	Reported Time Insight	Reported Time Insight			Reported Time Insight Tile			1	2



PeopleSoft Kibana Admin – Configure & Secure

Tile Component Level

Filter

Search Clear

Dashboard Access

31 rows

*Dashboard Name	*Role Name	*Privilege		
<input type="checkbox"/> Global Payroll Insights	Fluid Dashboard- ESS GP	View	+	-
<input type="checkbox"/> Global Payroll Insights	GP Administrator	View	+	-
<input type="checkbox"/> IB Dashboard	PeopleSoft User	View	+	-
<input type="checkbox"/> IB Tile Dashboard	PeopleSoft User	View	+	-
<input type="checkbox"/> Incident Analytics	Health and Safety ADM Fl	Edit	+	-
<input type="checkbox"/> Incident Analytics Tile	Health and Safety ADM Fl	View	+	-



PeopleSoft Kibana Admin – Deploy Dashboards to Kibana

Kibana Privileges

Deploy Kibana Dashboards

Home

Search

Notifications

More

Refresh

21 rows

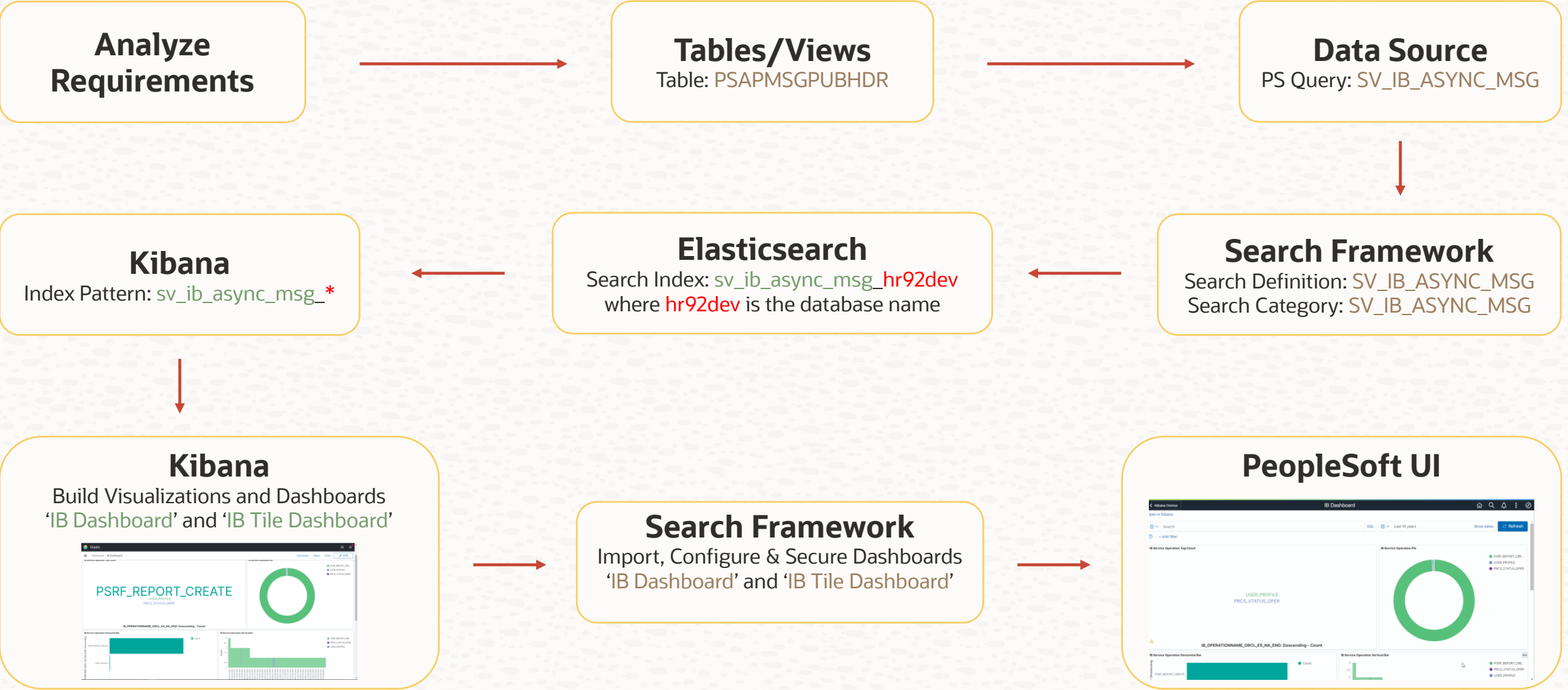
<input type="checkbox"/> Dashboard Name	Deploy Status
<input type="checkbox"/> Workforce Equity Tile	Deployed
<input type="checkbox"/> Benefits Utilization	Deployed
<input type="checkbox"/> Benefits Utilization Tile	Deployed
<input type="checkbox"/> Incident Analytics	Deployed
<input type="checkbox"/> Incident Analytics Tile	Deployed
<input type="checkbox"/> Workforce Composition	Deployed
<input checked="" type="checkbox"/> IB Tile Dashboard	Undeployed
<input checked="" type="checkbox"/> IB Dashboard	Undeployed

Deploy

Update

38 Confidential – © 2022 Oracle Highly Restricted

Steps to build analytics



Search Framework



Impact

- Changes to header layout for global search
- Changes to component search UI

Value

- Search-centric navigation experience with suggestions
- Consistent and unified component search experience
- Granular control of PII and sensitive data in search and analytics
- RTI improvements

PeopleTools 8.59

- Prominent global search on homepage
- Search suggestions
- External data integration
- Real time indexing

PeopleTools 8.60

- Configurable Search
- Data masking support for search and analytics

Innovators using Kibana



More customer stories coming soon...

PeopleSoft Innovators Page:

https://docs.oracle.com/cd/E52319_01/infoportal/innovators.html

PeopleTools Feature Innovators:

https://docs.oracle.com/cd/E52319_01/infoportal/feature_innovators.html#kdan

HCM Feature Innovators:

https://docs.oracle.com/cd/E52319_01/infoportal/feature_innovators.html#tab2



Ideas Lab

participate in the roadmap

Step 1

Submit ideas directly to PeopleSoft Development.

Step 2

Search for ideas that have already been submitted.

Step 3

Vote on ideas to emphasize their importance and influence adoption.

Step 4

Add comments and suggestions.

Step 5

Get idea status updates from Development.





sessions of interest

Search, RTI, Kibana

ID	Session	Date	Time (US Eastern)
101500	Kibana Analytics: How to get up and running	Tue, Oct 11	4:00 PM – 5:00 PM
101510	Kibana Analytics: Getting the most out of your deployments	Wed, Oct 12	5:00 PM – 6:00 PM
101540	Search and Kibana Analytics: Customer Panel Discussion	Wed, Oct 12	11:30 AM – 12:30 PM
101530	Search and Kibana Analytics: FAQs, Tips, and Best Practices from Oracle	Thu, Oct 13	11:00 AM – 12:00 PM

Thank You

Sasank Vemana

sasank.vemana@oracle.com

